

WINGS

STORAGE & MATERIAL HANDLING

Your First Choice for...
STORAGE & MATERIAL HANDLING

PRODUCT CATALOG



The right storage solution for every need



www.wingsproducts.com

Al Mawakeb Trading Co. L.L.C. under the home grown Brand **WINGS** is serving the Gulf region for the past 20 years, we are constantly reinventing ourselves and adding new products from around the world in the ever progressing Gulf region.

We are your First Choice for all your Shelving & Material Handling needs...

Our Services in a nutshell include visiting your location and assessing your requirements and suggesting various combinations of products to get maximum return on investment from your current operations and resources, suggestions along with layout drawings and offers, Installation and maintenance follows for a long lasting relationship.

Our Range of products are given under:

Shelving, Racking (Light, Medium & Heavy), Mezzanine floors, Mobile Shelving, Plastic Bins & Organizers, Trolleys & Converters, Forklifts & Reach trucks, Automated RF controlled Deep Drive-In & FILO Chain type Deep Drive-In, Plastic & Steel Pallets, Steel Furniture and many more.



MATERIAL HANDLING BINS & ACCESSORIES

| | |
|--|----|
| ■ Supra Bins | 4 |
| ■ Wings Tuff Bins | 13 |
| ■ Hippo Bins | 19 |
| ■ Tote Bins | 25 |
| ■ Bull Bins | 26 |
| ■ Panda Shelf Bins | 31 |
| ■ Panda Bin Shelving Systems | 38 |
| ■ Add on Panda Shelving Systems | 41 |
| ■ Doors for Panda Shelving Systems | 42 |
| ■ Panda Shelving Systems for File Storage | 43 |
| ■ Panda Pigeon Hole Shelving Systems | 44 |
| ■ Standard Combinations of Panda Shelf Bins with Panda Shelving Systems | 46 |
| ■ Transparent Panda Shelf Bins | 66 |
| ■ Panda Shelving Systems Ordering Chart | 69 |
| ■ Koala Pick Bins | 74 |
| ■ Standard Combinations of Koala Pick Bin with Shelving Systems | 80 |
| ■ Koala Pick Bin Shelving Systems Ordering Chart | 84 |
| ■ Bins Size Comparison Chart | 86 |
| ■ Bins Per Louvre / Rail / Single or Double Sided Tuff Stands & Tuff Trolley | 88 |
| ■ Visipro Pallet Rack Protectors | 89 |
| ■ Visipro Pallet Rack Deflectors | 91 |
| ■ Drawer Containers | 92 |
| ■ Poly Bins & Rails / Multy Display Board | 93 |
| ■ Component Organiser / Tool Tray | 94 |

ESD SAFE PRODUCTS

| | |
|--|-----|
| ■ Conductive & Non Conductive PCB Carriers | 96 |
| ■ Conductive - Component Organiser | 97 |
| ■ ESD Workstation | 98 |
| ■ Conductive - Modular System | 99 |
| ■ Conductive - Supra Bins | 101 |
| ■ Conductive - Panda Shelf Bins | 102 |
| ■ Standard Combinations of ESD Panda Shelf Bin with Shelving Systems | 103 |

OFFICE FILING SYSTEMS

| | |
|------------------|-----|
| ■ Roundafile | 107 |
| ■ Multy System | 109 |
| ■ Modular System | 111 |

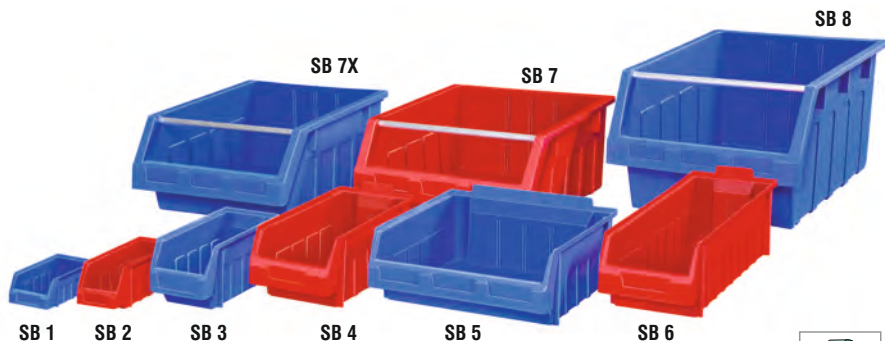
GALVANIZED STEEL FLOOR GRATING

| | |
|----------------------------------|-----|
| ■ Galvanized Steel Floor Grating | 113 |
|----------------------------------|-----|

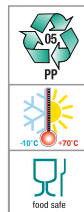
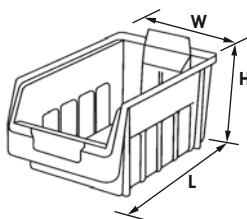
SLOTTED ANGLE SHELVING SYSTEMS

| | |
|----------------------------------|-----|
| ■ Slotted Angle Shelving Systems | 115 |
|----------------------------------|-----|





- **Made From Polypropylene Copolymer.**
- Strong rear lip for use with louvre panels or rails.
- Strong heavy duty reinforced base, sides & stacking rim.
- Resistant to most industrial solvents.
- Bins are designed to stack one on top of each other.
- Clear access to contents.
- All bins with identification card holders.
- Stopper prevents stacked bins from shifting forward.
- Incorporates a safety stop feature in SB 4 / 5 / 6 at the back for use on shelves.



| | |
|--------------------------|------------------------------|
| Art No | : SB 1 |
| Outside Dimensions in mm | : 125 (L) x 100 (W) x 60 (H) |
| Inside Dimensions in mm | : 117 (L) x 80 (W) x 52 (H) |
| Effective Height in mm | : 25 |
| Standard Packing | : 60 pcs. per ctn. |
| Volume Per Box CBM | : 0.0458 |
| Slots for Partition | : NA |
| Colour | : Red / Blue |



| | |
|--------------------------|------------------------------|
| Art No | : SB 2 |
| Outside Dimensions in mm | : 170 (L) x 100 (W) x 85 (H) |
| Inside Dimensions in mm | : 157 (L) x 80 (W) x 75 (H) |
| Effective Height in mm | : 40 |
| Standard Packing | : 60 pcs. per ctn. |
| Volume Per Box CBM | : 0.0855 |
| Slots for Partition | : NA |
| Colour | : Red / Blue |



| | |
|--------------------------|-------------------------------|
| Art No | : SB 3 |
| Outside Dimensions in mm | : 220 (L) x 130 (W) x 125 (H) |
| Inside Dimensions in mm | : 200 (L) x 115 (W) x 115 (H) |
| Effective Height in mm | : 73 |
| Standard Packing | : 50 pcs. per ctn. |
| Volume Per Box CBM | : 0.1954 |
| Slots for Partition | : NA |
| Colour | : Red / Blue |

All dimensions in mm approx.



Art No : SB 4
 Outside Dimensions in mm : 290 (L) x 178 (W) x 143 (H)
 Inside Dimensions in mm : 265 (L) x 155 (W) x 130 (H)
 Effective Height in mm : 80
 Standard Packing : 10 pcs. per ctn.
 Volume Per Box CBM : 0.0786
 Slots for Partition : 3 Slots for Horizontal Partitions or
 1 Slot for Vertical Partition.
 Colour : Red / Blue



Art No : SB 5
 Outside Dimensions in mm : 290 (L) x 363 (W) x 145 (H)
 Inside Dimensions in mm : 265 (L) x 340 (W) x 130 (H)
 Effective Height in mm : 83
 Standard Packing : 5 pcs. per ctn.
 Volume Per Box CBM : 0.0786
 Slots for Partition : 3 Slots for Vertical Partitions.
 Colour : Red / Blue



Art No : SB 6
 Outside Dimensions in mm : 440 (L) x 180 (W) x 145 (H)
 Inside Dimensions in mm : 415 (L) x 154 (W) x 130 (H)
 Effective Height in mm : 85
 Standard Packing : 10 pcs. per ctn.
 Volume Per Box CBM : 0.1193
 Slots for Partition : 7 Slots for Horizontal Partitions or
 1 slot for Vertical Partition.
 Colour : Red / Blue



Art No : SB 7
 Outside Dimensions in mm : 435 (L) x 425 (W) x 215 (H)
 Inside Dimensions in mm : 405 (L) x 380 (W) x 208 (H)
 Effective Height in mm : 120
 Standard Packing : 6 pcs. per ctn.
 Volume Per Box CBM : 0.1175
 Slots for Partition : 3 Slots for Vertical Partitions.
 Colour : Red / Blue



Art No : SB 7X
 Outside Dimensions in mm : 435 (L) x 400 (W) x 215 (H)
 Inside Dimensions in mm : 405 (L) x 360 (W) x 208 (H)
 Effective Height in mm : 120
 Standard Packing : 6 pcs. per ctn.
 Volume Per Box CBM : 0.1148
 Slots for Partition : 3 Slots for Vertical Partitions.
 Colour : Red / Blue



Art No : SB 8
 Outside Dimensions in mm : 600 (L) x 425 (W) x 300 (H)
 Inside Dimensions in mm : 530 (L) x 375 (W) x 290 (H)
 Effective Height in mm : 170
 Standard Packing : 5 pcs. per ctn.
 Volume Per Box CBM : 0.1622
 Slots for Partition : 3 Slots for Vertical Partitions.
 Colour : Red / Blue

All dimensions in mm approx.



SB 4 with 1 No of VP SB 4/5



SB 4 with 1 No of HP SB 4/6



SB 5 with 2 Nos of VP SB 4/5



SB 7X with 2 Nos of VP SB 7



SB 8 with 1 No of VP SB 8



SB 6 with 1 No of HP SB 4/6



SB 7 with 2 Nos of VP SB 7

Supra Bins fitted with Partitions.

LOUVRE PANELS

The Louvre Panels are made from 1.5mm CRCA steel duly powder coated in Light Grey RAL 7035 colour and are available in four sizes. These louvre panels can be easily fitted on walls, on FSS/C & FSS/LP 6 stands & SFT trolley.

Dimension of Louvre Panels

| Art No | Dimensions in mm |
|--------|--------------------|
| LP 1 | 457 (W) x 457 (H) |
| LP 2 | 457 (W) x 610 (H) |
| LP 3 | 457 (W) x 914 (H) |
| LP 6 | 457 (W) x 1829 (H) |

All dimensions in mm approx.

Colour : Light Grey RAL 7035

Maximum No of bins per louvre panel

| Art No | LP 1 | LP 2 | LP 3 | LP 6 |
|--------|------|------|------|------|
| SB 1 | 24 | 32 | 48 | 96 |
| SB 2 | 16 | 20 | 32 | 64 |
| SB 3 | 9 | 12 | 18 | 36 |
| SB 4 | 6 | 8 | 12 | 24 |
| SB 5 | 3 | 4 | 6 | 12 |
| SB 6 | 6 | 8 | 12 | 24 |



Supra Bins Fitted on LP 1 Louvre Panel

◀ SUPRA BIN PARTITIONS

Other accessories used to optimize Supra Bin's usage are bin partitions.

Horizontal partition for SB 4 & SB 6

Art No : HP SB 4/6

Standard Packing : 20 pcs. per ctn.

Vertical partition for SB 4 & SB 5

Art No : VP SB 4/5

Standard Packing : 10 pcs. per ctn.

Vertical partition for SB 6

Art No : VP SB 6

Standard Packing : 10 pcs. per ctn.

Vertical Partition for SB 7 & SB 7X

Art No : VP SB 7

Standard Packing : 10 pcs. per ctn.


Vertical Partition for SB 8

Art No : VP SB 8

Standard Packing : 10 pcs. per ctn.


LP 6

Size : 457mm x 1829mm



LP 3

Size : 457mm x 914mm



LP 2

Size : 457mm x 610mm



LP 1

Size : 457mm x 457mm




LOUVRE PANEL STAND : FSS/C

Free standing stand FSS/C are made from M.S. Steel Square Pipes of size 25mm (L) x 25mm (W) x 1.2mm (T) and are duly powder coated in Light Grey RAL 7035 colour. Stands are fitted with ergonomic plastic shoes for proper stability. These stands are used to mount louvre panels LP 1, LP 2 or LP 3 Louvres can be mounted on single side or both sides for dual use.

Art No : FSS/C

Dimension : 457mm (W) X 630mm (D) X 1560mm (H)

Colour : Light Grey RAL 7035.



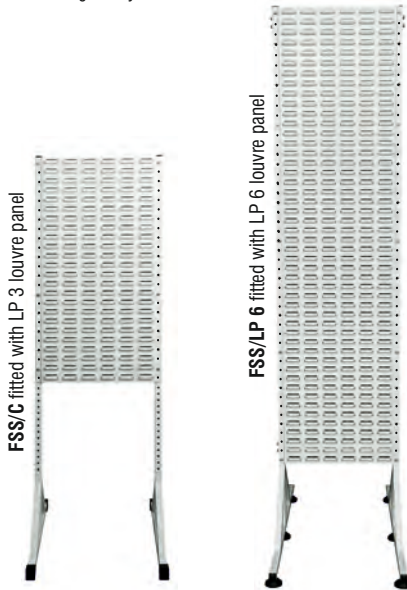
LOUVRE PANEL STAND : FSS/LP6

Free standing stand FSS/LP6 are made from M.S. Steel Square Pipes of size 25mm (L) x 25mm (W) x 1.2mm (T) and are duly powder coated in Light Grey RAL 7035 colour. Stands are fitted with 6 levelling bases for proper stability. These stands are specifically designed to be used with louvre panel LP 6. Louvres can be mounted on single side or both sides for dual use.

Art No : FSS/LP 6

Dimension : 457mm (W) X 905mm (D) X 2160mm (H)

Colour : Light Grey RAL 7035.



SHOP FLOOR TROLLEY : SFT ▶

Alkon Shop Floor Trolleys are made from M.S. Steel Rectangular Pipes of size 20mm (L) x 40mm (W) x 1.2mm (T) and duly Powder coated in Light Grey RAL 7035 colour. Trolleys can be used single sided or double sided as per requirement. Ideal for component storage and transfer to assembly or production areas.

Unit comprises of a base frame fitted with an aluminium checkered plate on the top and four heavy duty castors on the bottom and a top frame unit on which two Louvre Panels of size LP 2 can be fitted on each side. Trolley has handles on both sides. It is packed in knock down condition.

Dimension : 970mm (W) x 600mm (D) x 1100mm (H)

Colour : Light Grey RAL 7035.

Art No : SFT

Trolley without Louvre Panels and Bins.

(Order 2 Nos LP 2 for single side use and 4 Nos LP 2 for double side use separately).



LOUVRE PANEL STAND : FSS/C ▶

Free standing stand FSS/C are made from M.S. Steel Square Pipes of size 25mm (L) x 25mm (W) x 1.2mm (T) and are duly powder coated in Light Grey RAL 7035 colour. Stands are fitted with ergonomic plastic shoes for proper stability. These stands are used to mount louvre panels LP 1, LP 2 or LP 3.

Louvres can be mounted on single side or both sides for dual use.

Art No : FSS/C

Dimension : 457mm (W) X 630mm (D) X 1560mm (H)

Colour : Light Grey RAL 7035.



FSS/C
Fitted with Louvre Panel LP 2- 4 Nos (2 Nos on each side).



FSS/C
Fitted with Louvre Panel LP 2- 2 Nos on one side.



FSS/C
Fitted with Louvre Panel LP 3- 2 Nos (1 No on each side).

| No of Louvre Panels per Stand | | | |
|-------------------------------|------|------|------|
| FSSS | LP 1 | LP 2 | LP 3 |
| Single | 2 | 2 | 1 |
| Double | 4 | 4 | 2 |

LOUVRE PANEL STAND : FSS/LP 6

Free standing stand FSS/LP 6 are made from M.S. Steel Square Pipes of size 25mm (L) x 25mm (W) x 1.2mm (T) and are duly powder coated in Light Grey RAL 7035 colour. Stands are fitted with ergonomic plastic shoes for proper stability. These stands are used to mount louvre panel LP 6. Louvres can be mounted on single side or both sides for dual use.

Art No : FSS/LP 6

Dimension : 457mm (W) X 905mm (D) X 2160mm (H)
Colour : Light Grey RAL 7035.



FSS/C

Fitted with Louvre Panel LP 6- 2 Nos (1 No on each side).

SHOP FLOOR TROLLEY : SFT

Alkon Shop Floor Trolleys are made from MS Steel Rectangular Pipes of size 20mm (L) x 40mm (W) x 1.2mm (T) and duly Powder coated in Light Grey RAL 7035 colour. Trolleys can be used single sided or double sided as per requirement. Ideal for component storage and transfer to assembly or production areas. Unit comprises of base unit with aluminium checkered top plate fitted with castors and a frame on which two Louvre Panels of size LP 2 can be fitted on each side. Trolley has handles on both sides. It is packed in knock down condition.

Dimension : 970mm (W) x 600mm (D) x 1100mm (H)
Colour : Light Grey RAL 7035.

Art No : SFT

Trolley without Louvre Panels and Bins.

(Order 2 Nos of LP 2 for single side use and 4 Nos of LP 2 for double side use separately).



SHOP FLOOR TROLLEY - SFT

fitted with mixed Supra Bins on both the sides.


As per the image shown above single sided trolley can hold 8 Nos of SB 1 Bins, 16 Nos of SB 2 Bins, 6 Nos of SB 3 Bins, 5 Nos of SB 4 Bins & extra bins on the bottom table top or different sizes of bins as per your requirement.

UNIVERSAL RAIL : AUR-1 ▶

Universal Rails are made from 1.5mm (T) CRCA Steel duly powder coated in Light Grey RAL 7035 colour and can be mounted on any surface like walls, benches, slotted angle systems, stands, and trolleys. These rails increase the flexibility of using different sizes of bins with ease and help in optimizing storage space.


Art No : AUR -1

Dimension : 915mm (L) x 60mm (H)
Colour : Light Grey RAL 7035.



Supra Bins Mounted on Universal Rail **AUR-1**

| Supra Bins | SB 1 | SB 2 | SB 3 | SB 4 | SB 5 | SB 6 |
|--------------------|------|------|------|------|------|------|
| Max. Bins per Rail | 9 | 9 | 7 | 5 | 2 | 5 |



ALKON TUFF STAND

LOUVRE PANEL : ATSLP 914 x 610

These Louvre panels are made from 1.5mm (T) CRCA steel powder coated in Light Grey RAL 7035 colour. These louvre panels are designed to be fitted on ALKON Tuff Single or Double sided Stands and Alkon Tuff Trolley. Dimension : 914mm (W) x 610mm (H). Colour : Light Grey RAL 7035.


◀ ALKON TUFF SINGLE SIDED STAND : ATSSS

These stands are made from M.S. Steel Rectangular Pipes of size 25mm (L) x 50mm (W) x 1.6mm (T). These stands are used to mount three panels of ATSLP 914mm (W) X 610mm (H) on single side. Dimension : 915mm (W) x 550mm (D) x 1925mm (H) Colour : Light Grey RAL 7035.



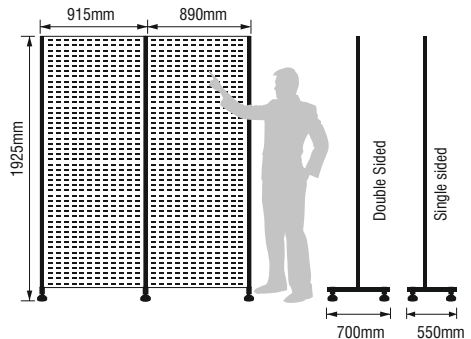
ALKON TUFF DOUBLE SIDED ▶ STAND : ATDSS

These stand are made from M.S. steel Rectangular pipes of size 25mm (L) x 50mm (W) x 1.6mm (T). These stands are used to mount three numbers of ATSLP 914mm (W) X 610mm (H) on each side. Dimension : 915mm (W) x 700mm (D) x 1925mm (H) Colour : Light Grey RAL 7035



◀ ALKON TUFF ADD ON SYSTEMS

These louvre stands provide an efficient way to organize small parts bins (Supra Bins, Hippo Bins, Rhino Bins, Bull Bins and Koala Bins) providing a high density storage solution whilst maintaining an efficient way to retrieve items from the picking face. These units can be configured as stand alone bays or built in runs using a starter and extension bays in either single or double sided formats. For the add on bay the width increases by 890mm per add on depth and height remains the same.



UNIVERSAL RAIL : AUR-1

Universal Rails of size 915mm (L) X 60mm (H) are made from 1.5 mm CRCA Steel and powder coated in Light Gray RAL 7035 colour. Rails can be mounted on any surface like walls, benches, slotted angle systems, stands, and trolleys.

These rails increase the flexibility of using different sizes of bins with ease and helps in optimizing storage space.



ALKON TUFF TROLLEY : ATTB ▶

Alkon Tuff Trolleys are made from M.S. Steel Rectangular Pipes of size 25mm (L) x 50mm (W) x 1.6mm (T) duly powder coated in Light Grey RAL 7035 colour. Trolleys save time travelling to items stored in static shelving installations by putting all your small parts storage bins onto the trolley. Trolley can be used single sided or double sided as per requirement. Each trolley comes fitted with ergonomic plastic handles so that the trolley can be comfortably moved. The trolley is fitted with heavy duty swivel castors that offer ease of movement. Two of the castors are braked, which means the trolley can be secured when not in use.

Dimension : 995mm (W) x 700mm (D) x 1430mm (H)
 (Considering castor wheel extension width wise inclusive of handle)
 Colour : Light Grey RAL 7035.

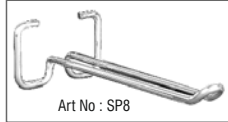

Art No : ATTB

Trolley without louvre panels and bins.
 (Order 2 Nos ATSLP 914mm (W) x 610mm (H) for single side use and 4 Nos ATSLP 914mm (W) x 610mm (H) for double side use separately).



LOUVRE PANEL SPIGOTS

Louvre Panel Spigots are available in 8 different sizes. These spigots are ideal for hanging a variety of parts such as fan belts, gaskets, hoses, automotive parts and packaged items.



| Art No | Description |
|--------|---|
| SP1 | Single Prong 200mm (L) x 6mm (D) Rod |
| SP2 | Double Prong 200mm (L) x 6mm (D) Rod |
| SP3 | Pipe Hook 150mm (L) (20mm x 20mm x 1.5mm pipe section) |
| SP4 | Pipe Hook 250mm (L) (25mm x 25mm x 1.5mm pipe section) |
| SP5 | Pipe Hook 300mm (L) (20mm x 20mm x 1.5mm pipe section) |
| SP6 | Steel Hook 200mm (L) x 9.5mm (D) Rod |
| SP7 | Euro Hook 200mm (L) x 6mm (D) Rod |
| SP8 | Chrome Wire Hook 150mm (L) x 5mm (D) |



LP 1 Louvre Fitted with Spigots.

ALKON TUFF SINGLE SIDED STAND : ATSSS ▶

These stands are made from MS Steel Rectangular Pipes of size 25mm (L) x 50mm (W) x 1.6mm (T). These stands are used to mount three panels of ATSLP 914mm (W) X 610mm (H) on single side.

Dimension : 915mm (W) x 550mm (D) x 1925mm (H)

Colour : Light Grey RAL 7035.

Maximum No of Supra Bins mounted on Alkon Tuff Stands & Trolley shown as below :

| ART NO | ALKON TUFF STAND | | ALKON TUFF TROLLEY | |
|-------------|------------------|--------------|--------------------|--------------|
| | Single Sided | Double Sided | Single Sided | Double Sided |
| SB 1 | 216 | 432 | 144 | 288 |
| SB 2 | 144 | 288 | 90 | 180 |
| SB 3 | 84 | 168 | 56 | 112 |
| SB 4 | 60 | 120 | 40 | 80 |
| SB 5 | 24 | 48 | 16 | 32 |
| SB 6 | 60 | 120 | 40 | 80 |



ATSSS Stand

Fitted with Supra SB 4 Bins on single side.



ATDSS Stand

Fitted with Supra SB 3 Bins on both the sides.

◀ ALKON TUFF DOUBLE SIDED STAND : ATDSS

These stands are made from MS Steel Rectangular Pipes of size 25mm (L) x 50mm (W) x 1.6mm (T).

These stands are used to mount three panels

of ATSLP 914mm (W) X 610mm (H) on each side.

Dimension : 915mm (W) x 700mm (D) x 1925mm (H)

Colour : Light Grey RAL 7035.

ALKON TUFF TROLLEY : ATTB ▶

Alkon Tuff Trolleys are made from MS Steel Rectangular Pipes of size 25mm (L) x 50mm (W) x 1.6mm (T) duly powder coated in Light Grey RAL 7035 colour. Trolleys save time travelling to items stored in static shelving installations by putting all your small parts storage bins onto the trolley. Trolley can be used single sided or double sided as per requirement. Each trolley comes fitted with ergonomic plastic handles so that the trolley can be comfortably moved. The trolley is fitted with heavy duty swivel castors that offer ease of movement. Two of the castors are braked, which means the trolley can be secured when not in use.

Dimension : 995mm (W) x 700mm (D) x 1430mm(H)

(Considering castor wheel extension width wise inclusive of handle)

Colour : Light Grey RAL 7035.

Art No : ATTB

Trolley without Louvre Panels and Bins.

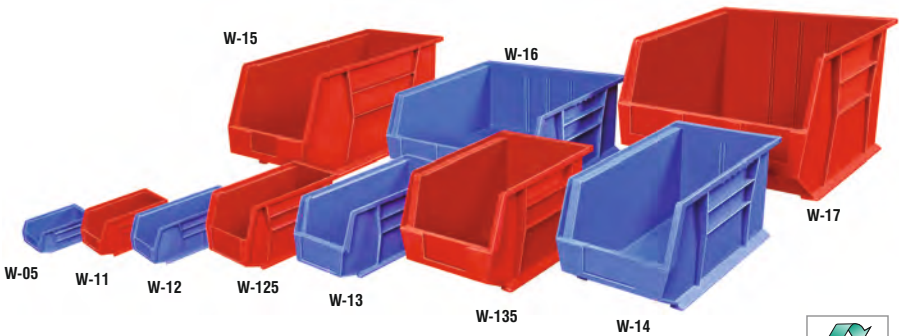
(Order 2 Nos of ATSLP 914mm (W) x 610mm (H) for single side use and

4 Nos of ATSLP 914mm (W) x 610mm (H) for double side use separately).

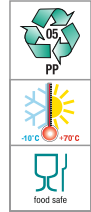
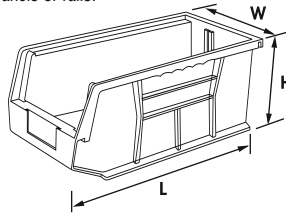


ATTB TROLLEY

Fitted with mixed Supra Bins on both the sides.



- **MADE FROM POLYPROPYLENE COPOLYMER.**
- Strong ribs provided for optional partitions to increase storage options.
- Full length rear lip support provided for hanging bins on louvre panels or rails.
- Resistant to most industrial solvents.
- Reinforced ribs adds strength and avoids spreading.
- Bins are designed to stack one on top of each other.
- Extra wide stacking base for secure stacking.
- Extra wide label slot for easy content identification.
- Stopper prevents stacked bins from shifting forward.



| | |
|--------------------------|------------------------------|
| Art No | : W-05 |
| Outside Dimensions in mm | : 109 (L) x 104 (W) x 49 (H) |
| Inside Dimensions in mm | : 95 (L) x 89 (W) x 43 (H) |
| Effective Height in mm | : 23 |
| Standard Packing | : 60 pcs. per ctn. |
| Volume Per Box CBM | : 0.0383 |
| Slots for Partition | : NA |
| Colour | : Red / Blue |



| | |
|--------------------------|------------------------------|
| Art No | : W-11 |
| Outside Dimensions in mm | : 136 (L) x 106 (W) x 76 (H) |
| Inside Dimensions in mm | : 125 (L) x 90 (W) x 65 (H) |
| Effective Height in mm | : 28 |
| Standard Packing | : 60 pcs. per ctn. |
| Volume Per Box CBM | : 0.0688 |
| Slots for Partition | : NA |
| Colour | : Red / Blue |



| | |
|--------------------------|------------------------------|
| Art No | : W-12 |
| Outside Dimensions in mm | : 187 (L) x 106 (W) x 76 (H) |
| Inside Dimensions in mm | : 171 (L) x 90 (W) x 65 (H) |
| Effective Height in mm | : 32 |
| Standard Packing | : 40 pcs. per ctn. |
| Volume Per Box CBM | : 0.0639 |
| Slots for Partition | : NA |
| Colour | : Red / Blue |

All dimensions in mm approx.



Art No : **W-125**
 Outside Dimensions in mm : 205 (L) x 139 (W) x 126 (H)
 Inside Dimensions in mm : 190 (L) x 115 (W) x 121 (H)
 Effective Height in mm : 61
 Standard Packing : 40 pcs. per ctn.
 Volume Per Box CBM : 0.1512
 Slots for Partition : NA
 Colour : Red / Blue



Art No : **W-13**
 Outside Dimensions in mm : 274 (L) x 140 (W) x 127 (H)
 Inside Dimensions in mm : 256 (L) x 115 (W) x 115 (H)
 Effective Height in mm : 56
 Standard Packing : 40 pcs. per ctn.
 Volume Per Box CBM : 0.2102
 Slots for Partition : 1 Slot for Vertical Partition.
 Colour : Red / Blue



Art No : **W-135**
 Outside Dimensions in mm : 280 (L) x 210 (W) x 179 (H)
 Inside Dimensions in mm : 255 (L) x 170 (W) x 160 (H)
 Effective Height in mm : 80
 Standard Packing : 20 pcs. per ctn.
 Volume Per Box CBM : 0.2098
 Slots for Partition : 1 Slot for Vertical Partition.
 Colour : Red / Blue



Art No : **W-14**
 Outside Dimensions in mm : 375 (L) x 210 (W) x 179 (H)
 Inside Dimensions in mm : 355 (L) x 170 (W) x 160 (H)
 Effective Height in mm : 80
 Standard Packing : 10 pcs. per ctn.
 Volume Per Box CBM : 0.1537
 Slots for Partition : 1 Slot for Vertical Partition.
 Colour : Red / Blue



Art No : **W-15**
 Outside Dimensions in mm : 457 (L) x 280 (W) x 255 (H)
 Inside Dimensions in mm : 432 (L) x 241 (W) x 240 (H)
 Effective Height in mm : 108
 Standard Packing : 6 pcs. per ctn.
 Volume Per Box CBM : 0.2079
 Slots for Partition : 1 Slot for Vertical Partition.
 Colour : Red / Blue



Art No : **W-16**
 Outside Dimensions in mm : 375 (L) x 415 (W) x 179 (H)
 Inside Dimensions in mm : 355 (L) x 375 (W) x 160 (H)
 Effective Height in mm : 80
 Standard Packing : 5 pcs. per ctn.
 Volume Per Box CBM : 0.1537
 Slots for Partition : 3 Slots for Vertical Partitions.
 Colour : Red / Blue

All dimensions in mm approx.



Art No : W-17
Outside Dimensions in mm : 460 (L) x 420 (W) x 292 (H)
Inside Dimensions in mm : 435 (L) x 375 (W) x 282 (H)
Effective Height in mm : 155
Standard Packing : 3 pcs. per ctn.
Volume Per Box CBM : 0.1805
Slots for Partition : 3 Slots for Vertical Partitions.
Colour : Red / Blue

All dimensions in mm approx.



WINGS 13
with 1 No of W-13VP




WINGS 135
with 1 No of W-135VP



WINGS 14
with 1 No of W-14VP



WINGS 15
with 1 No of W-15VP



WINGS 16
with 2 Nos of W-16VP



WINGS 17
with 1 No of W-17VP

WINGS Bins Fitted with partitions.

WINGS BIN PARTITIONS

Other accessories used to optimize Rhino Bin's usage are bin partitions.

Vertical Partition for WINGS 13 bins.

Art No : W-13VP Standard Packing : 10 pcs. per ctn.

Vertical Partition for WINGS 135 bins.

Art No : W-135VP Standard Packing : 10 pcs. per ctn.

Vertical Partition for WINGS 14 bins.

Art No : W-14VP Standard Packing : 10 pcs. per ctn.

Vertical Partition for WINGS 15 bins.

Art No : W-15VP Standard Packing : 10 pcs. per ctn.

Vertical Partition for WINGS 16 bins.


Art No : W-16VP Standard Packing : 10 pcs. per ctn.

Vertical Partition for WINGS 17 bins.

Art No : W-17VP Standard Packing : 10 pcs. per ctn.

LOUVRE PANELS

Are manufactured from 1.5mm (T) CRCA Steel and Powder coated in Light Grey RAL 7035 colour. WINGS BINS can be mounted with ease in various combinations as listed below :



LP 2 Louvre Panel fitted with WINGS Bins.

Maximum No of bins per Louvre Panel

| Art No | Maximum No of bins per Louvre Panel | | | |
|--------|-------------------------------------|-----------|-----------|------------|
| | LP 1 | LP 2 | LP 3 | LP 6 |
| SIZE | 457 x 457 | 457 x 610 | 457 x 914 | 457 x 1829 |
| W-05 | 24 | 32 | 48 | 96 |
| W-11 | 16 | 20 | 32 | 64 |
| W-12 | 16 | 20 | 32 | 64 |
| W-125 | 9 | 12 | 18 | 36 |
| W-13 | 9 | 12 | 18 | 36 |
| W-135 | 4 | 6 | 8 | 18 |
| W-14 | 4 | 6 | 8 | 18 |
| W-16 | 2 | 3 | 4 | 9 |

All dimensions in mm approx.

LOUVRE PANEL STAND : FSS/C ▶

Free standing stand FSS/C are made from M.S. Steel Square Pipes of size 25mm (L) x 25mm (W) x 1.2mm (T) and are duly powder coated in Light Grey RAL 7035 colour. Stands are fitted with ergonomic plastic shoes for proper stability. These stands are used to mount louvre panels LP 1, LP 2 or LP 3.

Louvres can be mounted on single side or both sides for dual use.

Art No : FSS/C

Dimension : 457mm (W) X 630mm (D) X 1560mm (H)

Colour : Light Grey RAL 7035.



FSS/C
Fitted with Louvre Panel
LP 2- 4 Nos (2 Nos on each side)



FSS/C
Fitted with Louvre Panel
LP 2- 2 Nos on one side.



FSS/C
Fitted with Louvre Panel
LP 3- 2 Nos (1 No on each side)

| No of Louvre Panels per stand | | | |
|-------------------------------|------|------|------|
| FSSS | LP 1 | LP 2 | LP 3 |
| SINGLE | 2 | 2 | 1 |
| DOUBLE | 4 | 4 | 2 |

LOUVRE PANEL STAND : FSS/LP 6

Free standing stand FSS/LP 6 are made from M.S. Steel Square Pipes of size 25mm (L) x 25mm (W) x 1.2mm (T) and are duly powder coated in Light Grey RAL 7035 colour. Stands are fitted with ergonomic plastic shoes for proper stability. These stands are used to mount Louvre Panel LP 6. Louvres can be mounted on single side or both sides for dual use.

Art No : FSS/LP 6

Dimension : 457mm (W) X 905mm (D) X 2160mm (H)
 Colour : Light Grey RAL 7035.



FSS/C

Fitted with Louvre Panel LP 6- 2 Nos
 (1 No on each side)

SHOP FLOOR TROLLEY : SFT

Alkon Shop Floor Trolleys are made from MS steel Rectangular Pipes of size 20mm (L) x 40mm (W) x 1.2mm (T) and duly powder coated in Light Grey RAL 7035 colour. Trolleys can be used single sided or double sided as per requirement. Ideal for component storage and transfer to assembly or production areas. Unit comprises of base unit with aluminium checkered top plate fitted with castors and a frame on which two Louvre Panels of size LP 2 can be fitted on each side. Trolley has handles on both sides. It is packed in knock down condition.

Art No : SFT

Dimension : 970mm (W) x 600mm (D) x 1100mm (H)
 Colour : Light Grey RAL 7035.

Trolley without Louvre Panels and bins.

(Order 2 Nos of LP 2 for single side use and 4 Nos of LP 2 for double side use separately).



SHOP FLOOR TROLLEY - SFT

Fitted with mixed WINGS Bins on both the sides.

UNIVERSAL RAIL : AUR-1

Universal Rails are made from 1.5 CRCA Steel duly powder coated in Light Grey RAL 7035 colour and can be mounted on any surface like walls, benches, slotted angle systems, stands, and trolleys. These rails increase the flexibility of using different sizes of bins with ease and help in optimizing storage space.

Art No : AUR -1

Dimension : 915mm (L) x 60mm (H)
 Colour : Light Grey RAL 7035.

| WINGS Bins | W-05 | W-11 | W-12 | W-125 |
|--------------------|------|-------|------|-------|
| Max. Bins per Rail | 8 | 8 | 8 | 6 |
| WINGS Bins | W-13 | W-135 | W-14 | W-16 |
| Max. Bins per Rail | 6 | 4 | 4 | 2 |



Rhino Bins Mounted on Universal Rail AUR-1

WINGS TUFF SINGLE SIDED STAND : ATSSS ▶

These stands are made from M.S. Steel Rectangular Pipes of size 25mm (L) x 50mm (W) x 1.6mm (T). These stands are used to mount three panels of ATSLP 914mm (W) X 610mm (H) on single side. Dimension : 915mm (W) x 550mm (D) x 1925mm (H)
Colour : Light Grey RAL 7035.

Maximum No of WINGS Bins mounted on WINGS Tuff Stands & Trolley shown as below :

| ART NO | WINGS TUFF STAND | | WINGS TUFF TROLLEY | |
|--------------|------------------|--------------|--------------------|--------------|
| | Single Sided | Double Sided | Single Sided | Double Sided |
| W-05 | 192 | 384 | 128 | 256 |
| W-11 | 128 | 256 | 88 | 176 |
| W-12 | 128 | 256 | 88 | 176 |
| W-125 | 72 | 144 | 48 | 96 |
| W-13 | 72 | 144 | 48 | 96 |
| W-135 | 36 | 72 | 24 | 48 |
| W-14 | 36 | 72 | 24 | 48 |
| W-16 | 18 | 36 | 12 | 24 |



ATSSS Stand
Fitted with WINGS W-14 Bins
on single side.



ATDSS Stand
fitted with WINGS W-12 Bins
on both the sides.

◀ WINGS TUFF DOUBLE SIDED STAND : ATDSS

These stands are made from M.S. Steel Rectangular Pipes of size 25mm (L) x 50mm (W) x 1.6mm (T) These stands are used to mount three panels of ATSLP 914 X 610 on each side.
Dimension : 915mm (W) x 700mm (D) x 1925mm (H)
Colour : Light Grey RAL 7035.

WINGS TUFF TROLLEY : ATTB ▶

WINGS Tuff Trolleys are made from Rectangular Steel Pipes of size 25mm (L) x 50mm (W) x 1.6mm (T) duly powder coated in Light Grey RAL 7035 colour. Trolleys save time travelling to items stored in static shelving installations by putting all your small parts storage bins onto the trolley. Trolley can be used single sided or double sided as per requirement. Each trolley comes fitted with ergonomic plastic handles so that the trolley can be comfortably moved. The trolley is fitted with heavy duty swivel castors that offer ease of movement. Two of the castors are braked, which means the trolley can be secured when not in use.


Art No : ATTB

Trolley without Louvre Panels and bins.
(Order 2 Nos of ATSLP 914 x 610 for single side use and
4 Nos of ATSLP 914 x 610 for double side use separately).

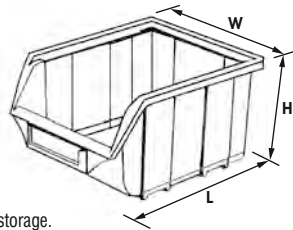
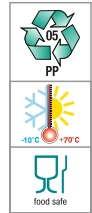
Dimension : 995mm (W) x 700mm (D) x 1430mm (H)
(Considering castor wheel extension widthwise inclusive of handle)
Colour : Light Grey RAL 7035.



ATTB TROLLEY
fitted with mixed WINGS Bins
on both the sides.



- **MADE FROM POLYPROPYLENE COPOLYMER.**
- Strong rear lip for use with louvre panels or rails.
- Strong heavy duty with rounded base, sides & stacking rim.
- Resistant to most industrial solvents.
- Can be stacked one on top of each other.
- Clear access to contents.
- Hippo bins are designed to stack one on top of each other.
- All bins with identification card holders.
- Partitions available.
- Stopper prevents stacked bins from shifting forward.
- Rounded ergonomic design to give extra strength and sturdiness for storage.



| | |
|--------------------------|------------------------------|
| Art No | : 612/T (Tiny) |
| Outside Dimensions in mm | : 100 (L) x 110 (W) x 53 (H) |
| Inside Dimensions in mm | : 80 (L) x 90 (W) x 43 (H) |
| Effective Height in mm | : 25 |
| Standard Packing | : 60 pcs. per ctn. |
| Volume Per Box CBM | : 0.0235 |
| Slots for Partition | : NA |
| Colour | : Red / Blue |



| | |
|--------------------------|--|
| Art No | : 612/S (Small) |
| Outside Dimensions in mm | : 150 (L) x 110 (W) x 75 (H) |
| Inside Dimensions in mm | : 130 (L) x 90 (W) x 68 (H) |
| Effective Height in mm | : 40 |
| Standard Packing | : 60 pcs. per ctn. |
| Volume Per Box CBM | : 0.0820 |
| Slots for Partition | : NA |
| Colour | : Red / Blue / Grey / Green / Yellow / Black |



| | |
|--------------------------|------------------------------|
| Art No | : 612/S2 (Small) |
| Outside Dimensions in mm | : 175 (L) x 115 (W) x 75 (H) |
| Inside Dimensions in mm | : 150 (L) x 90 (W) x 64 (H) |
| Effective Height in mm | : 40 |
| Standard Packing | : 40 pcs. per ctn. |
| Volume Per Box CBM | : 0.0571 |
| Slots for Partition | : NA |
| Colour | : Red / Blue |

All dimensions in mm approx.



Art No. : 612/M (Medium)
 Outside Dimensions in mm : 250 (L) x 165 (W) x 125 (H)
 Inside Dimensions in mm : 225 (L) x 132 (W) x 115 (H)
 Effective Height in mm : 67
 Standard Packing : 40 pcs. per ctn.
 Volume Per Box CBM : 0.2084
 Slots for Partition : 1 Slot for Vertical Partition.
 Colour : Red / Blue



Art No : 612/DW (Double wide)
 Outside Dimensions in mm : 250 (L) x 344 (W) x 125 (H)
 Inside Dimensions in mm : 210 (L) x 312 (W) x 115 (H)
 Effective Height in mm : 67
 Standard Packing : 20 pcs. per ctn.
 Volume Per Box CBM : 0.2208
 Slots for Partition : 3 Slots for Vertical Partition.
 Colour : Red / Blue



Art No : 612/B (Big)
 Outside Dimensions in mm : 355 (L) x 220 (W) x 150 (H)
 Inside Dimensions in mm : 330 (L) x 182 (W) x 138 (H)
 Effective Height in mm : 85
 Standard Packing : 10 pcs. per ctn.
 Volume Per Box CBM : 0.1243
 Slots for Partition : 1 Slot for Vertical Partition.
 Colour : Red / Blue



Art No : 612/J (Jumbo)
 Outside Dimensions in mm : 515 (L) x 330 (W) x 200 (H)
 Inside Dimensions in mm : 470 (L) x 295 (W) x 180 (H)
 Effective Height in mm : 115
 Standard Packing : 8 pcs. per ctn.
 Volume Per Box CBM : 0.2677
 Slots for Partition : 1 Slot for Vertical Partition.
 Colour : Red / Blue

All dimensions in mm approx.



612/M
with 1 No of 612 M/DW-VP



612/B
with 1 No of 612/B-VP

HIPPO BIN PARTITIONS

Other accessories used to optimize Hippo Bin's usage are bin partitions.

Vertical Partition for HIPPO Bin 612/M & Hippo Bin 612/DW.

Art No : 612/M/DW-VP
 Standard Packing : 20 pcs. per ctn.



612/DW
with 1 No of 612 M/DW-VP



612/J
with 1 No of 612/J-VP

Vertical Partition for HIPPO Bin 612/B .

Art No : 612/B-VP
 Standard Packing : 10 pcs. per ctn.

Vertical Partition for HIPPO Bin 612/J .

Art No : 612/J-VP
 Standard Packing : 10 pcs. per ctn.

Hippo Bins fitted with vertical partitions.

LOUVRE PANELS ▶

are manufactured from 1.5 mm (T) CRCA steel and duly powder coated in Light Grey RAL 7035 colour. Hippo bins can be mounted with ease in variable combination as listed below :

| Art No | Maximum No of bins per Louvre Panel | | | |
|---------------|-------------------------------------|-----------|-----------|------------|
| | LP 1 | LP 2 | LP 3 | LP 6 |
| SIZE | 457 x 457 | 457 x 610 | 457 x 914 | 457 x 1829 |
| 612/T | 24 | 32 | 48 | 96 |
| 612/S | 16 | 20 | 32 | 64 |
| 612/S2 | 16 | 20 | 32 | 64 |
| 612/M | 6 | 8 | 12 | 24 |
| 612/DW | 3 | 4 | 6 | 12 |
| 612/B | 4 | 6 | 10 | 20 |

All dimensions in mm approx.



LP 3 Louvre Panel fitted with Hippo Bins.

UNIVERSAL RAIL : AUR-1

Universal rails of size 915mm (L) x 60mm (H) are made from CRCA Steel and powder coated in Light Grey RAL 7035 colour. Rails can be mounted on any surface like Walls, Benches, Slotted angle systems, Stands, and Trolleys. These rails increase the flexibility of using different sizes of bins with ease and help in optimizing storage space.

| Art No | Maximum No of Bins per Universal Rail | | | | | |
|------------|---------------------------------------|-------|--------|-------|--------|-------|
| | 612/T | 612/S | 612/S2 | 612/M | 612/DW | 612/B |
| No of bins | 8 | 8 | 8 | 5 | 2 | 4 |

The added feature of this rail is that when you use multiple rails one below each other from the second rail onwards the top part of the rail can be used as a support to the lower part of the bin mounted on the above rail and the bottom part of the rail can be used to mount the bin and so on, this helps in using lesser number of rails in the case when bins of height more than 130mm are used.

Art No : AUR -1

Dimension : 915mm (L) x 60mm (H)
Colour : Light Grey RAL 7035.




Hippo Bins Mounted on Universal Rail AUR-1

STAND FOR CHANNELS : FSS/C ▶

Free standing stand FSS/C are made from M.S. Steel Square Pipes of size 25mm (L) x 25mm (W) x 1.2mm (T) and are duly powder coated in Light Grey RAL 7035 colour. Stands are fitted with ergonomic plastic shoes for proper stability. Order Bins, Channels & Stands separately.


Art No : FSS/C

Dimension : 665mm (W) x 1553mm (H) x 610mm (D)
Colour : Light Grey RAL 7035 Powder coated.



FSS/C Stand

Fitted with Hippo Bins mounted on channels.



STAND : FSS/C

CHANNELS ▶

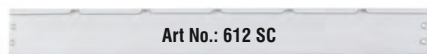
Channels are available in three sizes to suit Hippo Bins of sizes 612/S, 612/M & 612/B.

Small channel 612 SC is made from 1mm CRCA Steel.

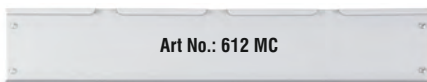
Medium channel 612 MC and Big channel 612 BC is made from 1.5 mm CRCA Steel.

Art No.: 612 SC, 612 MC & 612 BC

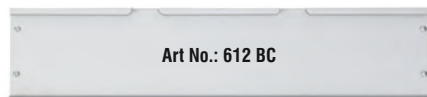
Colour : Light Grey RAL 7035 Powder coated.



Art No.: 612 SC



Art No.: 612 MC



Art No.: 612 BC

| Type of Channels | Numbers of Channels per FSS stand | Size of Bins | No. of Bins per Channel |
|------------------|-----------------------------------|--------------|-------------------------|
| 612 SC | 12 | 612/S | 6 |
| 612 MC | 8 | 612/M | 4 |
| 612 BC | 7 | 612/B | 3 |

| ART NO. | Width | Height | Depth |
|---------|-------|--------|-------|
| 612 SC | 665mm | 79mm | 18mm |
| 612 MC | 665mm | 130mm | 22mm |
| 612 BC | 665mm | 159mm | 22mm |

All dimensions in mm approx.

LOUVRE PANEL STAND : FSS/C

Free standing stands FSS/C are made from M.S. Steel Square Pipes of size 25mm (L) x 25mm (W) x 1.2mm (T) and are duly powder coated in Light Grey RAL 7035 colour.

Stands are fitted with ergonomic plastic shoes for proper stability. These stands are used to mount louvre panels - LP 1, LP 2 or LP 3.

Louvres can be mounted on single side or both sides for dual use.

Art No.: FSS/C

Dimension : 457mm (W) X 630mm (D) X 1560mm (H)
Colour : Light Grey RAL 7035.



FSS/C
Fitted with Louvre Panel LP 3- 2 Nos
(1 No on each side).



FSS/C
Fitted with Louvre Panel LP 2- 4 Nos
(2 Nos on each side).



◀ LOUVRE PANEL STAND : FSS/LP6

Free standing stands FSS/LP 6 are made from M.S. Steel Square Pipes of size 25mm (L) x 25mm (W) x 1.2mm (T) and are duly powder coated in Light Grey RAL 7035 colour. Stands are fitted with ergonomic plastic shoes for proper stability. These stands are used to mount louvre panel LP 6 .

Louvres can be mounted on single side or both sides for dual use.

Art No : FSS/LP 6

Dimension : 457mm (W) X 905mm (D) X 2160mm (H)

Colour : Light Grey RAL 7035.

FSS/C

Fitted with Louvre Panel LP 6- 2 Nos (1 No on each side).

SHOP FLOOR TROLLEY : SFT ▶

Alkon Shop Floor Trolleys are made from M.S. Steel Rectangular Pipes of size 20mm (L) x 40mm (W) x 1.2mm (T) and duly powder coated in Light Grey RAL 7035 colour. Trolleys can be used single sided or double sided as per requirement. Ideal for component storage and transfer to assembly or production areas. Unit comprises of base unit with aluminium checkered top plate fitted with castors and a frame on which two louvre panels of size LP2 can be fitted on each side. Trolley has handles on both sides. It is packed in knock down condition.

Art No : SFT

Dimension : 970mm (W) x 600mm (D) x 1100mm (H)

Colour : Light Grey RAL 7035.

Trolley without Louvre Panels and Bins.

(Order 2 Nos of LP 2 for single side use and 4 Nos of LP 2 for double side use separately).



SHOP FLOOR TROLLEY - SFT

Fitted with mixed Hippo Bins on both the sides.

ALKON TUFF SINGLE SIDED STAND : ATSSS ▶


These stands are made from M.S. Steel Rectangular Pipes of size 25mm (L) x 50mm (W) x 1.6mm (T) These stands are used to mount three panels of ATSLP 914 X 610 on single side.

Dimension : 915mm (W) x 550mm (D) x 1925mm (H)

Colour : Light Grey RAL 7035.


Maximum No of Hippo Bins mounted on Alkon Tuff Stands & Trolley shown as below :

| ART NO | ALKON TUFF STAND | | ALKON TUFF TROLLEY | |
|--------|------------------|--------------|--------------------|--------------|
| | Single Sided | Double Sided | Single Sided | Double Sided |
| 612/T | 192 | 384 | 128 | 256 |
| 612/S | 128 | 256 | 88 | 176 |
| 612/S2 | 128 | 256 | 88 | 176 |
| 612/M | 60 | 120 | 40 | 80 |
| 612/DW | 24 | 48 | 16 | 32 |
| 612/B | 40 | 80 | 28 | 56 |



ATSSS Stand

Fitted with Hippo 612/S 2 bins on single side.



ATDSS Stand

Fitted with Hippo 612/M Bins on both the sides.

◀ ALKON TUFF DOUBLE SIDED STAND : ATDSS

These stands are made from M.S. Steel Rectangular Pipes of size 25mm (L) x 50mm (W) x 1.6mm (T)

These stands are used to mount three panels of ATSLP 914 X 610 on each side.

Dimension : 915mm (W) x 700mm (D) x 1925mm (H)

Colour : Light Grey RAL 7035.



ATTB TROLLEY

Fitted with mixed Hippo Bins on both the sides.

ALKON TUFF TROLLEY : ATTB ▶

Alkon Tuff Trolleys are made from M.S. Steel Rectangular Pipes of size 25mm (L) x 50mm (W) x 1.6mm (T) duly powder coated in Light Grey RAL 7035 colour. Trolleys save time travelling to items stored in static shelving installations by putting all your small parts storage bins onto the trolley. Trolley can be used single sided or double sided as per requirement. Each trolley comes fitted with ergonomic plastic handles so that the trolley can be comfortably moved. The trolley is fitted with heavy duty swivel castors that offer ease of movement. Two of the castors are braked, which means the trolley can be secured when not in use.

Art No : ATTB

Dimension : 995mm (W) x 700mm (D) x 1430mm (H)


(Considering castor wheel extension width wise inclusive of handle)

Colour : Light Grey RAL 7035.

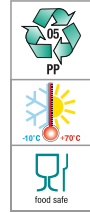
Trolley without louvre panels and Bins.

(Order 2 Nos of ATSLP 914 x 610 for single side use and

4 Nos of ATSLP 914 x 610 for double side use separately).



- **MADE FROM POLYPROPYLENE COPOLYMER.**
- Stable and robust Design.
- Flexible use due to Vertical and Horizontal partitions (optional).
- Resistant to most industrial solvents.
- Compatible with shelving and vertical storage systems.
- Large Label Holder.
- Smooth Internal wall for easy cleaning.
- Anti skid bottom.
- Stackable.



Art No : **AK-421**
 Outside Dimensions in mm : 400 (L) x 255 (W) x 100 (H)
 Inside Dimensions in mm : 365 (L) x 230 (W) x 90 (H)
 Effective Height in mm : 90
 Standard Packing : 10 pcs. per ctn.
 Volume Per Box CBM : 0.1014
 Slots for Partition : 3 slots for Horizontal Partitions or 1 slot for Vertical Partition.
 Colour : Red / Blue



Art No : **AK-422**
 Outside Dimensions in mm : 400 (L) x 255 (W) x 200 (H)
 Inside Dimensions in mm : 365 (L) x 230 (W) x 190 (H)
 Effective Height in mm : 190
 Standard Packing : 5 pcs. per ctn.
 Volume Per Box CBM : 0.1025
 Slots for Partition : 3 slots for Horizontal Partitions or 1 slot for Vertical Partition.
 Colour : Red / Blue

All dimensions in mm approx.

TOTE BIN PARTITIONS

Other accessories used to optimize Hippo Bin's usage are bin partitions.

Horizontal plane Partition for Tote Bin AK-421

Art No AK-421/HP

Standard Packing : 20 pcs. per ctn.

Horizontal Partition with single slot for Tote Bin AK-421

Art No AK-421/HP/S1

Standard Packing : 20 pcs. per ctn.

Vertical Partitions with three slot for Tote Bin AK-421

Art No AK-421/VP/S3

Standard Packing : 20 pcs. per ctn.

Horizontal Partition for Tote Bin AK-422

Art No AK-422/HP

Standard Packing : 20 pcs. per ctn.




AK-421
with 3 Nos of AK-421/HP

AK-421
with 3 Nos of AK-421/HP S1 &
1 No of AK-421/VP S3

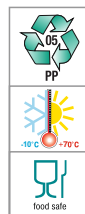
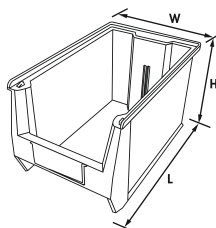


AK-422
with 3 Nos of AK-422/HP

Tote Bins fitted with Vertical & Horizontal partitions.



- **MADE FROM POLYPROPYLENE COPOLYMER.**
- Provision for vertical partitions to increase storage options in Bull Bin 25, Bull Bin 35 & Bull Bin 45.
- Full length rear lip supports provided for hanging bins on louvered panels or rails. (Except for Bull Bin 55)
- Resistant to most industrial solvents.
- Anti skid strips provided at the base.
- Bins are designed to stack one on top of each other.
- Extra wide stacking base for secure stacking.
- Tapered front & rear bottom for easy movement on conveyers.
- Stopper prevents stacked bins from shifting forward.
- Extra wide label slot for easy content identification.



| | |
|--------------------------|------------------------------|
| Art No | : BIN 5 |
| Outside Dimensions in mm | : 168 (L) x 102 (W) x 74 (H) |
| Inside Dimensions in mm | : 145 (L) x 86 (W) x 66 (H) |
| Effective Height in mm | : 38 |
| Standard Packing | : 60 pcs. per ctn. |
| Volume Per Box CBM | : 0.0801 |
| Slots for Partition | : NA |
| Colour | : Red / Blue |



| | |
|--------------------------|-------------------------------|
| Art No | : BIN 15 |
| Outside Dimensions in mm | : 201 (L) x 125 (W) x 101 (H) |
| Inside Dimensions in mm | : 178 (L) x 105 (W) x 92 (H) |
| Effective Height in mm | : 48 |
| Standard Packing | : 40 pcs. per ctn. |
| Volume Per Box CBM | : 0.1056 |
| Slots for Partition | : NA |
| Colour | : Red / Blue |



| | |
|--------------------------|----------------------------------|
| Art No | : BIN 25 |
| Outside Dimensions in mm | : 229 (L) x 150 (W) x 126 (H) |
| Inside Dimensions in mm | : 192 (L) x 128 (W) x 114 (H) |
| Effective Height in mm | : 58 |
| Standard Packing | : 50 pcs. per ctn. |
| Volume Per Box CBM | : 0.2129 |
| Slots for Partition | : 1 Slot for Vertical Partition. |
| Colour | : Red / Blue |

All dimensions in mm approx.



Art No : **BIN 35**
 Outside Dimensions in mm : 300 (L) x 208 (W) x 158 (H)
 Inside Dimensions in mm : 255 (L) x 185 (W) x 145 (H)
 Effective Height in mm : 80
 Standard Packing : 20 pcs. per ctn..
 Volume Per Box CBM : 0.2087
 Slots for Partition : 1 Slot for Vertical Partition.
 Colour : Red / Blue



Art No : **BIN 45**
 Outside Dimensions in mm : 348 (L) x 210 (W) x 200 (H)
 Inside Dimensions in mm : 305 (L) x 187 (W) x 185 (H)
 Effective Height in mm : 110
 Standard Packing : 10 pcs. per ctn.
 Volume Per Box CBM : 0.1539
 Slots for Partition : 1 Slot for Vertical Partition.
 Colour : Red / Blue



Art No : **BIN 55**
 Outside Dimensions in mm : 510 (L) x 310 (W) x 200 (H)
 Inside Dimensions in mm : 480 (L) x 280 (W) x 195 (H)
 Effective Height in mm : 85
 Standard Packing : 8 pcs. per ctn.
 Volume Per Box CBM : 0.2677
 Slots for Partition : NA
 Colour : Red / Blue

All dimensions in mm approx.

BULL BIN PARTITIONS

Other useful plastic accessories to match the Bull Bins range include Bin partitions.



Bull Bin 25 with 1 No of **VP BULL BIN 25**
 Standard Packing : 10 pcs. per ctn.



Bull Bin 35 with 1 No of **VP BULL BIN 35**
 Standard Packing : 10 pcs. per ctn.



Bull Bin 45 with 1 No of **VP BULL BIN 45**
 Standard Packing : 10 pcs. per ctn.



LP 3 Louvre Panel fitted with Bull Bins.

LOUVRE PANELS

Are manufactured from 1.5mm CRCA steel and powder coated in Light Grey RAL 7035 colour. BULL BINS can be mounted with ease in variable combinations as listed below :

| Maximum No of bins per Louvre Panel | | | | |
|-------------------------------------|-----------|-----------|-----------|------------|
| Art No | LP 1 | LP 2 | LP 3 | LP 6 |
| SIZE | 457 x 457 | 457 x 610 | 457 x 914 | 457 x 1829 |
| BULL BIN 5 | 24 | 36 | 48 | 96 |
| BULL BIN 15 | 12 | 15 | 24 | 48 |
| BULL BIN 25 | 9 | 12 | 18 | 36 |
| BULL BIN 35 | 4 | 6 | 10 | 20 |
| BULL BIN 45 | 4 | 6 | 8 | 16 |

All dimensions in mm approx.

UNIVERSAL RAIL : AUR-1

Universal Rails are made from 1.5mm (T) CRCA Steel duly powder coated in Light Grey RAL 7035 colour and can be mounted on any surface like walls, benches, slotted angle systems, stands, and trolleys. These rails increase the flexibility of using different sizes of bins with ease and help in optimizing storage space.

| Maximum No of Bins per Universal Rail | | | | | |
|---------------------------------------|------------|-------------|-------------|-------------|-------------|
| ART NO | BULL BIN 5 | BULL BIN 15 | BULL BIN 25 | BULL BIN 35 | BULL BIN 45 |
| No. of bins | 9 | 7 | 6 | 4 | 4 |

The added feature of this rail is that when you use multiple rails one below each other from the second rail onwards the top part of the rails can be used as a support to the lower part of the bin mounted on the above rail and the bottom part of the rail can be used to mount the bin and so on, this helps in using lesser number of rails in the case when bins of height more than 130mm are used.

Art No : AUR -1

Dimension : 915mm (L) x 60mm (H)

Colour : Light Grey RAL 7035.



Bull Bins Mounted On Universal Rail AUR 1

LOUVRE PANEL STAND : FSS/C

Free standing stands FSS/C are made from M.S. Steel Square Pipes of size 25mm (L) x 25mm (W) x 1.2mm (T) and are duly powder coated in Light Grey RAL 7035 colour. Stands are fitted with ergonomic plastic shoes for proper stability. These stands are used to mount louvre panels - LP 1, LP 2 or LP 3.

Louvs can be mounted on single side or both sides for dual use.

Art No.: FSS/C

Dimension : 457mm (W) X 630mm (D) X 1560mm (H)

Colour : Light Grey RAL 7035.



FSS/C
Fitted with Louvre Panel
LP 3- 2 Nos (1 No on each side).

| No of Louvre Panels per stand | | | |
|-------------------------------|------|------|------|
| FSSS | LP 1 | LP 2 | LP 3 |
| SINGLE | 2 | 2 | 1 |
| DOUBLE | 4 | 4 | 2 |



FSS/C
Fitted with Louvre Panel
LP 2- 4 Nos (2 Nos on each side).

◀ LOUVRE PANEL STAND : FSS/LP6

Free standing stands FSS/LP6 are made from M.S. Steel Square pipes of size 25mm (L) x 25mm (W) x 1.2mm (T) and are duly powder coated in Light Grey RAL 7035 colour. Stands are fitted with ergonomic plastic shoes for proper stability. These stands are used to mount louvre panel LP 6 .

Louvres can be mounted on single side or both sides for dual use.

Art No : FSS/LP6

Dimension : 457mm (W) X 905mm (D) X 2160mm (H)

Colour : Light Grey RAL 7035.



FSS/C

Fitted with Louvre Panel
LP 6- 2 Nos (1 No on each side).



SHOP FLOOR TROLLEY - SFT

Fitted with mixed Bull Bins on both the sides.

SHOP FLOOR TROLLEY : SFT ▶

Alkon Shop Floor Trolleys are made from M.S. Steel Rectangular Steel Pipes of size 20mm (L) x 40mm (W) x 1.2mm (T) and duly powder coated in Light Grey RAL 7035 colour. Trolleys can be used single sided or double sided as per requirement. Ideal for component storage and transfer to assembly or production areas. Unit comprises of base unit with aluminium checkered top plate fitted with castors and a frame on which two louvre panels of size LP 2 can be fitted on each side. Trolley has handles on both sides. It is packed in knock down condition.

Art No.: SFT

Dimension : 970mm (W) x 600mm (D) x 1100mm (H)
Colour : Light Grey RAL 7035.

Trolley without Louvre Panels and Bins.
(Order 2 Nos of LP 2 for single side use and 4 Nos of LP 2 for double side use separately).

ALKON TUFF SINGLE SIDED STAND : ATSSS ▶

These stands are made from M.S. Steel Rectangular Steel Pipes of size 25mm (L) x 50mm (W) x 1.6mm (T). These stands are used to mount three panels of ATSLP 914 (W) X 610 (H) on single side.

Dimension : 915mm (W) x 550mm (D) x 1925mm (H)

Colour : Light Grey RAL 7035.


Maximum No of Bull Bins mounted on Alkon Tuff Stands & Trolley shown as below :

| ART NO. | ALKON TUFF STAND | | ALKON TUFF TROLLEY | |
|--------------------|------------------|--------------|--------------------|--------------|
| | Single Sided | Double Sided | Single Sided | Double Sided |
| BULL BIN 5 | 144 | 288 | 99 | 198 |
| BULL BIN 15 | 112 | 224 | 77 | 154 |
| BULL BIN 25 | 72 | 144 | 48 | 96 |
| BULL BIN 35 | 40 | 80 | 28 | 56 |
| BULL BIN 45 | 32 | 64 | 24 | 48 |



ATSSS Stand

Fitted with Bull Bin 35 on single side.



ATDSS Stand

Fitted with Bull Bin 25 on both the sides.

◀ ALKON TUFF DOUBLE SIDED STAND : ATDSS

These stands are made from M.S. Steel Rectangular Pipes of size 25mm (L)x 50mm (W) x 1.6mm (T)

These stands are used to mount three panels of ATSLP 914 X 610 on each side.

Dimension : 915mm (W) x 700mm (D) x 1925mm (H)

Colour : Light Grey RAL 7035.



ATTB TROLLEY

Fitted with mixed Bull Bins on both the sides.

ALKON TUFF TROLLEY : ATTB ▶

Alkon Tuff Trolleys are made from M.S. Steel Rectangular Pipes of size 25mm (L)x 50mm (W) x 1.6mm (T) duly powder coated in Light Grey RAL 7035 colour. Trolleys save time travelling to item stores in static shelving installations by putting all your small parts storage bins onto the trolley. Trolley can be used single sided or double sided as per requirement. Each trolley comes fitted with ergonomic plastic handles so that the trolley can be comfortably moved. The trolley is fitted with heavy duty swivel castors that offer ease of movement. Two of the castors are braked, which means the trolley can be secured when not in use.

Art No : ATTB

Dimension : 995mm (W) x 700mm (D) x 1430mm (H)

(Considering castor wheel extension width wise inclusive of handle)

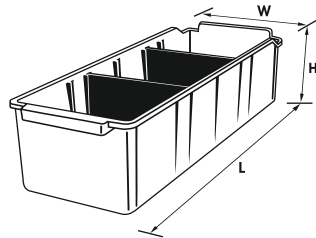
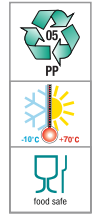
Colour : Light Grey RAL 7035.

Trolley without louvre panels and bins.

(Order 2 Nos of ATSLP 914 (W) x 610 (H) for single side use and

4 Nos of ATSLP 914 (W) x 610 (H) for double side use separately).

- **MADE FROM POLYPROPYLENE COPOLYMER.**
- Designed to fit roll post shelving systems.
- Twenty five standard sizes to suit 300 mm, 400 mm, 450mm, 500mm & 600mm deep shelving.
- Resistant to most industrial solvents.
- Integral back stop for clear viewing of PANDA BIN contents.
- Partitions are notched to ensure positive location within the bins.
- PANDA BINS feature a small handle to allow maximum area of the front face for sticking identification labels.
- Panda Bin colour : Blue
- Panda Bin partition colour : Black





PSB 301

PSB 302

PSB 303

PSB 304

PSB 305

PANDA SHELF BINS 300 Series



Art No : PSB 301 (Supplied with 3 Horizontal Partitions)
Outside Dimensions in mm : 315 (L) x 100 (W) x 60 (H)
Inside Dimensions in mm : 293 (L) x 86 (W) x 55 (H)
Effective Height in mm : 55
Standard Packing : 24 pcs. per ctn.
Volume Per Box CBM : 0.0530
Slots for Partition : 7 Slots for Horizontal Partitions.
Bin Load Capacity : 5 kgs. (Approx)
Colour : Blue



Art No : PSB 302 (Supplied with 2 Horizontal Partitions)
Outside Dimensions in mm : 315 (L) x 100 (W) x 110 (H)
Inside Dimensions in mm : 293 (L) x 86 (W) x 105 (H)
Effective Height in mm : 105
Standard Packing : 24 pcs. per ctn.
Volume Per Box CBM : 0.0888
Slots for Partition : 5 Slots for Horizontal Partitions.
Bin Load Capacity : 5 kgs. (Approx)
Colour : Blue



Art No : PSB 303 (Supplied with 2 Horizontal Partitions)
Outside Dimensions in mm : 315 (L) x 150 (W) x 110 (H)
Inside Dimensions in mm : 293 (L) x 136 (W) x 105 (H)
Effective Height in mm : 105
Standard Packing : 12 pcs. per ctn.
Volume Per Box CBM : 0.0677
Slots for Partition : 5 Slots for Horizontal Partitions.
Bin Load Capacity : 7 kgs. (Approx)
Colour : Blue



Art No : PSB 304 (Supplied with 2 Horizontal Partitions)
Outside Dimensions in mm : 315 (L) x 220 (W) x 135 (H)
Inside Dimensions in mm : 293 (L) x 210 (W) x 130 (H)
Effective Height in mm : 130
Standard Packing : 12 pcs. per ctn.
Volume Per Box CBM : 0.1221
Slots for Partition : 5 Slots for Horizontal Partitions.
Bin Load Capacity : 9 kgs. (Approx)
Colour : Blue



Art No : PSB 305 (Supplied with 2 Horizontal Partitions)
Outside Dimensions in mm : 315 (L) x 300 (W) x 135 (H)
Inside Dimensions in mm : 293 (L) x 282 (W) x 130 (H)
Effective Height in mm : 130
Standard Packing : 6 pcs. per ctn.
Volume Per Box CBM : 0.0828
Slots for Partition : 5 Slots for Horizontal Partitions.
Bin Load Capacity : 11 kgs. (Approx)
Colour : Blue

All dimensions in mm approx.



PANDA SHELF BINS 400 Series



Art No : **PSB 401** (Supplied with 3 Horizontal Partitions)
 Outside Dimensions in mm : 415 (L) x 100 (W) x 60 (H)
 Inside Dimensions in mm : 393 (L) x 86 (W) x 55 (H)
 Effective Height in mm : 55
 Standard Packing : 24 pcs. per ctn.
 Volume Per Box CBM : 0.0650
 Slots for Partition : 11 Slots for Horizontal Partitions.
 Bin Load Capacity : 5 kgs. (Approx)
 Colour : Blue



Art No : **PSB 402** (Supplied with 2 Horizontal Partitions)
 Outside Dimensions in mm : 415 (L) x 100 (W) x 110 (H)
 Inside Dimensions in mm : 393 (L) x 86 (W) x 105 (H)
 Effective Height in mm : 105
 Standard Packing : 24 pcs. per ctn.
 Volume Per Box CBM : 0.1165
 Slots for Partition : 5 Slots for Horizontal Partitions.
 Bin Load Capacity : 5 kgs. (Approx)
 Colour : Blue



Art No : **PSB 403** (Supplied with 2 Horizontal Partitions)
 Outside Dimensions in mm : 415 (L) x 150 (W) x 110 (H)
 Inside Dimensions in mm : 393 (L) x 136 (W) x 105 (H)
 Effective Height in mm : 105
 Standard Packing : 12 pcs. per ctn.
 Volume Per Box CBM : 0.0881
 Slots for Partition : 5 Slots for Horizontal Partitions.
 Bin Load Capacity : 7 kgs. (Approx)
 Colour : Blue



Art No : **PSB 404** (Supplied with 2 Horizontal Partitions)
 Outside Dimensions in mm : 415 (L) x 220 (W) x 135 (H)
 Inside Dimensions in mm : 393 (L) x 210 (W) x 130 (H)
 Effective Height in mm : 130
 Standard Packing : 12 pcs. per ctn.
 Volume Per Box CBM : 0.1517
 Slots for Partition : 5 Slots for Horizontal Partitions.
 Bin Load Capacity : 9 kgs. (Approx)
 Colour : Blue



Art No : **PSB 405** (Supplied with 2 Horizontal Partitions)
 Outside Dimensions in mm : 415 (L) x 300 (W) x 135 (H)
 Inside Dimensions in mm : 393 (L) x 282 (W) x 130 (H)
 Effective Height in mm : 130
 Standard Packing : 6 pcs. per ctn.
 Volume Per Box CBM : 0.1048
 Slots for Partition : 5 Slots for Horizontal Partitions.
 Bin Load Capacity : 11 kgs. (Approx)
 Colour : Blue

All dimensions in mm approx.



PSB 451

PSB 452

PSB 453

PSB 454

PSB 455

PANDA SHELF BINS 450 Series



Art No : PSB 451 (Supplied with 3 Horizontal Partitions)
Outside Dimensions in mm : 465 (L) x 100 (W) x 60 (H)
Inside Dimensions in mm : 443 (L) x 86 (W) x 55 (H)
Effective Height in mm : 55
Standard Packing : 24 pcs. per ctn.
Volume Per Box CBM : 0.0633
Slots for Partition : 11 Slots for Horizontal Partitions.
Bin Load Capacity : 6 kgs. (Approx)
Colour : Blue



Art No : PSB 452 (Supplied with 3 Horizontal Partitions)
Outside Dimensions in mm : 465 (L) x 100 (W) x 110 (H)
Inside Dimensions in mm : 443 (L) x 86 (W) x 105 (H)
Effective Height in mm : 105
Standard Packing : 24 pcs. per ctn.
Volume Per Box CBM : 0.1191
Slots for Partition : 7 Slots for Horizontal Partitions.
Bin Load Capacity : 6 kgs. (Approx)
Colour : Blue



Art No : PSB 453 (Supplied with 3 Horizontal Partitions)
Outside Dimensions in mm : 465 (L) x 150 (W) x 110 (H)
Inside Dimensions in mm : 443 (L) x 136 (W) x 105 (H)
Effective Height in mm : 105
Standard Packing : 12 pcs. per ctn.
Volume Per Box CBM : 0.0894
Slots for Partition : 7 Slots for Horizontal Partitions.
Bin Load Capacity : 8 kgs. (Approx)
Colour : Blue



Art No : PSB 454 (Supplied with 3 Horizontal Partitions)
Outside Dimensions in mm : 465 (L) x 220 (W) x 135 (H)
Inside Dimensions in mm : 443 (L) x 210 (W) x 130 (H)
Effective Height in mm : 130
Standard Packing : 12 pcs. per ctn.
Volume Per Box CBM : 0.1595
Slots for Partition : 7 Slots for Horizontal Partitions.
Bin Load Capacity : 10 kgs. (Approx)
Colour : Blue



Art No : PSB 455 (Supplied with 3 Horizontal Partitions)
Outside Dimensions in mm : 465 (L) x 300 (W) x 135 (H)
Inside Dimensions in mm : 443 (L) x 282 (W) x 130 (H)
Effective Height in mm : 130
Standard Packing : 6 pcs. per ctn.
Volume Per Box CBM : 0.1143
Slots for Partition : 7 Slots for Horizontal Partitions.
Bin Load Capacity : 12 kgs. (Approx)
Colour : Blue

All dimensions in mm approx.



PANDA SHELF BINS 500 Series



Art No : **PSB 501** (Supplied with 3 Horizontal Partitions)
 Outside Dimensions in mm : 515 (L) x 100 (W) x 60 (H)
 Inside Dimensions in mm : 493 (L) x 86 (W) x 55 (H)
 Effective Height in mm : 55
 Standard Packing : 24 pcs. per ctn.
 Volume Per Box CBM : 0.0823
 Slots for Partition : 11 Slots for Horizontal Partitions.
 Bin Load Capacity : 6 kgs. (Approx)
 Colour : Blue



Art No : **PSB 502** (Supplied with 3 Horizontal Partitions)
 Outside Dimensions in mm : 515 (L) x 100 (W) x 110 (H)
 Inside Dimensions in mm : 493 (L) x 86 (W) x 105 (H)
 Effective Height in mm : 105
 Standard Packing : 24 pcs. per ctn.
 Volume Per Box CBM : 0.1456
 Slots for Partition : 7 Slots for Horizontal Partitions.
 Bin Load Capacity : 6 kgs. (Approx)
 Colour : Blue



Art No : **PSB 503** (Supplied with 3 Horizontal Partitions)
 Outside Dimensions in mm : 515 (L) x 150 (W) x 110 (H)
 Inside Dimensions in mm : 493 (L) x 136 (W) x 105 (H)
 Effective Height in mm : 105
 Standard Packing : 12 pcs. per ctn.
 Volume Per Box CBM : 0.1082
 Slots for Partition : 7 Slots for Horizontal Partitions.
 Bin Load Capacity : 8 kgs. (Approx)
 Colour : Blue



Art No : **PSB 504** (Supplied with 3 Horizontal Partitions)
 Outside Dimensions in mm : 515 (L) x 220 (W) x 135 (H)
 Inside Dimensions in mm : 493 (L) x 210 (W) x 130 (H)
 Effective Height in mm : 130
 Standard Packing : 12 pcs. per ctn.
 Volume Per Box CBM : 0.1971
 Slots for Partition : 7 Slots for Horizontal Partitions.
 Bin Load Capacity : 10 kgs. (Approx)
 Colour : Blue



Art No : **PSB 505** (Supplied with 3 Horizontal Partitions)
 Outside Dimensions in mm : 515 (L) x 300 (W) x 135 (H)
 Inside Dimensions in mm : 493 (L) x 282 (W) x 130 (H)
 Effective Height in mm : 130
 Standard Packing : 6 pcs. per ctn.
 Volume Per Box CBM : 0.1301
 Slots for Partition : 7 Slots for Horizontal Partitions.
 Bin Load Capacity : 12 kgs. (Approx)
 Colour : Blue

All dimensions in mm approx.



PSB 601

PSB 602

PSB 603

PSB 604

PSB 605

PANDA SHELF BINS 600 Series



Art No : PSB 601 (Supplied with 3 Horizontal Partitions)
Outside Dimensions in mm : 615 (L) x 100 (W) x 60 (H)
Inside Dimensions in mm : 593 (L) x 86 (W) x 55 (H)
Effective Height in mm : 55
Standard Packing : 24 pcs. per ctn.
Volume Per Box CBM : 0.0869
Slots for Partition : 11 Slots for Horizontal Partitions.
Bin Load Capacity : 6 kgs. (Approx)
Colour : Blue



Art No : PSB 602 (Supplied with 3 Horizontal Partitions)
Outside Dimensions in mm : 615 (L) x 100 (W) x 110 (H)
Inside Dimensions in mm : 593 (L) x 86 (W) x 105 (H)
Effective Height in mm : 105
Standard Packing : 12 pcs. per ctn.
Volume Per Box CBM : 0.0869
Slots for Partition : 7 Slots for Horizontal Partitions.
Bin Load Capacity : 6 kgs. (Approx)
Colour : Blue



Art No : PSB 603 (Supplied with 3 Horizontal Partitions)
Outside Dimensions in mm : 615 (L) x 150 (W) x 110 (H)
Inside Dimensions in mm : 593 (L) x 136 (W) x 105 (H)
Effective Height in mm : 105
Standard Packing : 12 pcs. per ctn.
Volume Per Box CBM : 0.1306
Slots for Partition : 7 Slots for Horizontal Partitions.
Bin Load Capacity : 8 kgs. (Approx)
Colour : Blue



Art No : PSB 604 (Supplied with 3 Horizontal Partitions)
Outside Dimensions in mm : 615 (L) x 220 (W) x 135 (H)
Inside Dimensions in mm : 593 (L) x 210 (W) x 130 (H)
Effective Height in mm : 130
Standard Packing : 12 pcs. per ctn.
Volume Per Box CBM : 0.2201
Slots for Partition : 7 Slots for Horizontal Partitions.
Bin Load Capacity : 10 kgs. (Approx)
Colour : Blue



Art No : PSB 605 (Supplied with 3 Horizontal Partitions)
Outside Dimensions in mm : 615 (L) x 300 (W) x 135 (H)
Inside Dimensions in mm : 593 (L) x 282 (W) x 130 (H)
Effective Height in mm : 130
Standard Packing : 6 pcs. per ctn.
Volume Per Box CBM : 0.1513
Slots for Partition : 7 Slots for Horizontal Partitions.
Bin Load Capacity : 12 kgs. (Approx)
Colour : Blue

All dimensions in mm approx.


PANDA BIN STOPPER

- Panda Bin Stoppers when fixed on the Panda Bins forms an integrated rear lip which stops the bin from coming out unless it is tilted upwards.
- Made from strong Nylon Plastic.
- Self Locking on any size Panda Bins.
- Use two stoppers for Panda Bins :- PSB 304, PSB 305, PSB 404, PSB 405, PSB 454, PSB 455, PSB 504, PSB 505, PSB 604, PSB 605 and a single stopper for all other Panda Bins.

Art No : **PSBS**

Colour : Black

Standard Packing : 100 pcs. per ctn.




Two Stoppers



Single Stopper.



Roll Post Shelving System.




Snap-in partition fitted in Panda Shelf Bin.



Integral back stop allows viewing of contents.





Open shelving system

Pigeon hole shelving system

Shelving system with bins




Panda Shelving System with shelves & back panels.



20mm diameter rolled edge
All shelves with embossed
ALKON logo.



Easy clips to facilitate
quick assembly.



Rollpost caps fitted on the top
edge of the rollpost.



Shelf fitted with
Bolt size M6 x 12
view from outside.




Shelf fitted with easy clip.




Shelf fitted with
Bolt size M6 x 12
view from inside.



Panda Shelving System with shelves & cross bracings




Roll posts :
Panda Shelving Systems have one-piece solid uprights with a rolled front edge of diameter 20mm for additional strength, safety and aesthetic appeal. Roll posts are available in four heights 1275mm, 1875mm, 2175mm & 2375mm which are suitable for 300mm, 400mm, 450mm, 500mm & 600mm deep shelves.



Back Panel :
Back panels provide additional stability and prevents dust intrusion.


Extended Back Panel :
Extended back panels can be added along with additional roll posts to expand the existing units, side by side or back to back.

As per the design the extended back panel is a set consisting of two pcs. i.e. 482mm wide and 457mm wide in four standard heights 1275mm, 1875mm, 2175mm and 2375mm.



Back Bracing :
Back bracing can be used instead of solid back panels as an economical solution. Back Bracing is made from CRCA Steel 2mm thickness and duly powder coated in Light Grey RAL 7035 colour. In 1275mm Height shelving systems single set of back bracing to be used. In 1875mm, 2175mm & 2375mm shelving systems two sets of back bracing are to be used.

Art No.: ASUBB



Kick plates :
All shelving bays are fitted with solid kick plates, which prevent unwanted material entering into the base of the shelving unit and it looks aesthetically good. Height of the kick plate is 45mm.



Shelves :
Shelf levels are easily adjusted in 25mm increments and are held into position with the use of easy clips or nuts & bolts. Shelves are available in 300mm, 400mm, 450mm, 500mm & 600mm depth having 900mm width as standard.

Shelf load Capacity :

A range of capacities are available as listed for different sizes of shelves as per the **UDL** (UNIFORMLY DISTRIBUTED LOAD).

Considering L / 180 deflection i.e. 5mm.

| SHELF | SHELF SIZE IN MM | | | UDL |
|----------|------------------|-------|--------|--------|
| | Length | Width | Height | |
| ASUS 300 | 300 | 900 | 30 | 90 Kg. |
| ASUS 400 | 400 | 900 | 30 | 80 Kg. |
| ASUS 450 | 450 | 900 | 30 | 80 Kg. |
| ASUS 500 | 500 | 900 | 30 | 75 Kg. |
| ASUS 600 | 600 | 900 | 30 | 70 Kg. |

All dimensions in mm approx.



Free standing Shelf Partitions

Free standing Shelf Partitions :

Free standing shelf partitions are available in two standard heights of 150mm and 250mm for shelves of depth 300mm, 400mm only. (Shelf partition for shelves of depth 450mm, 500mm & 600mm available subject to MOQ & special request).

Art No : **ASUSFSP 153**

Dimensions : 150mm (H) x 300mm (D)

Art No : **ASUSFSP 253**

Dimensions : 250mm (H) x 300mm (D)

Art No : **ASUSFSP 154**

Dimensions : 150mm (H) x 400mm (D)

Art No : **ASUSFSP 254**

Dimensions : 250mm (H) x 400mm (D)



Bin Front

Bin Front :

These special bin fronts are available in two heights of 85mm and 135mm. They are made from 0.8mm CRCA steel duly powder coated in Light Grey RAL 7035 colour, these bin fronts are designed to be used with regular shelving systems and with panda pigeon hole shelving systems.

Art No : **ASUBF 85**

Dimensions : 85mm (H) x 900mm (W)

Art No : **ASUBF 135**

Dimensions : 135mm (H) x 900mm (W)



Bay Load Capacity :

Maximum bay load capacity i.e. UDL of an individual bay fitted with shelves using easy clips and bolted shelves are shown below :

| Shelving Bay Heights | No. of Shelves to be bolted | Maximum bay load capacity |
|----------------------|-----------------------------|---------------------------|
| 1275mm | 4 Nos | 1000 Kg. |
| 1875mm | 6 Nos | 1000 Kg. |
| 2175mm | 7 Nos | 1000 Kg. |
| 2375mm | 8 Nos | 1000 Kg. |

All dimensions in mm approx.

STANDARD SIZE

System Heights (mm) 1275, 1875, 2175 & 2375

System Width (mm) 900

System Depths (mm) 300, 400, 450, 500 & 600

Finish :

All Panda shelving components are manufactured in 0.8mm (T) CRCA steel and are duly powder coated in Light Grey RAL 7035 colour.

All components to be ordered separately as per your requirement.

Add on Panda Shelving Systems

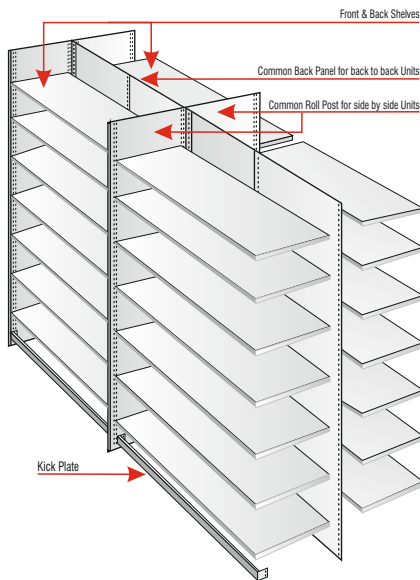
The Panda Shelving Systems can be extended as required by connecting additional units of Roll Posts / Extended back panels to the existing units, side by side or back to back. The efficient design & versatility of the Panda Shelving System using add on units enables the systems to be designed & built to suit a diverse range of applications.

For example :

- If you want to have 2 units back to back then you need to order a standard unit of the configuration you require and additionally for the back, order only the Roll Posts, Shelves as required and Kick Plate whereby you save the cost of the Back Panels.
- If you want to have 2 units side by side you need to order a standard unit of the configuration you require and additionally for the side unit only order the extended Back Panel and Single Roll Post along with the shelves and Kick Plate whereby you save the cost of 1 Roll Post.

In this way, as more units are added to make a wall side by side, or an aisle having side by side and back to back units, the system becomes more cost effective and a more efficient storage system.

| ITEM | DESCRIPTION |
|-------------|--|
| ASURP 123 | Single piece roll post 1275 x 300mm |
| ASURP 124 | Single piece roll post 1275 x 400mm |
| ASURP 1245 | Single piece roll post 1275 x 450mm |
| ASURP 125 | Single piece roll post 1275 x 500mm |
| ASURP 126 | Single piece roll post 1275 x 600mm |
| ASURP 183 | Single piece roll post 1875 x 300mm |
| ASURP 184 | Single piece roll post 1875 x 400mm |
| ASURP 1845 | Single piece roll post 1875 x 450mm |
| ASURP 185 | Single piece roll post 1875 x 500mm |
| ASURP 186 | Single piece roll post 1875 x 600mm |
| ASURP 213 | Single piece roll post 2175 x 300mm |
| ASURP 214 | Single piece roll post 2175 x 400mm |
| ASURP 2145 | Single piece roll post 2175 x 450mm |
| ASURP 215 | Single piece roll post 2175 x 500mm |
| ASURP 216 | Single piece roll post 2175 x 600mm |
| ASURP 233 | Single piece roll post 2375 x 300mm |
| ASURP 234 | Single piece roll post 2375 x 400mm |
| ASURP 2345 | Single piece roll post 2375 x 450mm |
| ASURP 235 | Single piece roll post 2375 x 500mm |
| ASURP 236 | Single piece roll post 2375 x 600mm |
| ASUEBP 1275 | 2 pcs. of extended back panel 1275mm (28 sets of ASUBN to be ordered separately). |
| ASUEBP 1875 | 2 pcs. of extended back panel 1875mm (42 sets of ASUBN to be ordered separately). |
| ASUEBP 2175 | 2 pcs. of extended back panel 2175mm (50 sets of ASUBN to be ordered separately). |
| ASUEBP 2375 | 2 pcs. of extended back panel 2375mm (56 sets of ASUBN to be ordered separately). |
| ASUBN | M6 x 10mm pan head set of one nut & bolt. |





- Lockable doors for panda shelving systems are available in three heights of 1275mm, 1875mm and 2175mm only.
- These doors are powder coated in the same colour as per the shelves and roll posts to make it uniform in appearance.
- Lockable doors secure and protect the stored contents from dust, damage and theft.
- Doors are modular in nature and can be added to the existing shelving systems.
- Doors can be used with add on shelving units and can **only** be fitted on every alternate bay of shelving unit .
- Doors can also be used on back to back add on shelving units.



ASUD 1875 Open

- Doors are pivoted on two lintels, top lintel is mounted in line with the top shelf, the bottom lintel is mounted on the base level of the shelving unit due to which the usable height in the shelving system gets reduced .

| ITEM | DESCRIPTION |
|-----------|---|
| ASUD 1275 | Door set with lintel for 1275mm high PANDA SHELVING UNIT including 16 sets of Bolts & Nuts. |
| ASUD 1875 | Door set with lintel for 1875mm high PANDA SHELVING UNIT including 16 sets of Bolts & Nuts. |
| ASUD 2175 | Door set with lintel for 2175mm high PANDA SHELVING UNIT including 16 sets of Bolts & Nuts. |

For standard panda shelving system configurations please refer page 69, 70, 71, 72 & 73.

Panda Shelving Systems of depth 300mm are ideally used for storing office files.

- In 1275mm shelving systems 30 box files can be stored.
- In 1875mm shelving systems 40 box files can be stored.
- In 2175mm shelving systems 50 box files can be stored.



AFU 1BP

Shelving Unit Consists of :

- ▶ 1 Set of ASUB 123 Shelving Body.
- ▶ 4 Nos of Shelves - Art No : ASUS 300
- ▶ 1 No of Kick Plate - Art No : ASUKP
- ▶ Unit can hold 10 Nos of Box Files per layer.
- ▶ Total 30 Nos of Box Files per shelving unit.



AFU 2BP

Shelving Unit Consists of :

- ▶ 1 Set of ASUB 183 Shelving Body.
- ▶ 5 Nos of Shelves - Art No : ASUS 300
- ▶ 1 No of Kick Plate - Art No : ASUKP
- ▶ Unit can hold 10 Nos of Box Files per layer.
- ▶ Total 40 Nos of Box Files per shelving unit.



AFU 3BP

Shelving Unit Consists of :

- ▶ 1 Set of ASUB 213 Shelving Body.
- ▶ 6 Nos of Shelves - Art No : ASUS 300
- ▶ 1 No of Kick Plate - Art No : ASUKP
- ▶ Unit can hold 10 Nos of Box Files per layer.
- ▶ Total 50 Nos of Box Files per shelving unit.

Optionally Roll posts along with back bracings can be used instead of back panels to reduce cost of the filing unit as given below :

AFU 1BB

Shelving Unit Consists of :

- ▶ 2 pcs. of Roll post ASURP 123
- ▶ 1 set of Back Bracing Art No : ASUBB
- ▶ 4 Nos of Shelves - Art No : ASUS 300
- ▶ 1 No of Kick Plate - Art No : ASUKP
- ▶ Unit can hold 10 Nos of Box Files per layer.
- ▶ Total 30 Nos of Box Files per shelving unit.

AFU 2BB

Shelving Unit Consists of :

- ▶ 2 pcs. of Roll post ASURP 183
- ▶ 2 sets of Back Bracing - Art No : ASUBB
- ▶ 5 Nos of Shelves - Art No : ASUS 300
- ▶ 1 No of Kick Plate - Art No : ASUKP
- ▶ Unit can hold 10 Nos of Box Files per layer.
- ▶ Total 40 Nos of Box Files per shelving unit.

AFU 3BB

Shelving Unit Consists of :

- ▶ 2 pcs. of Roll post ASURP 213
- ▶ 2 sets of Back Bracing - Art No : ASUBB
- ▶ 6 Nos of Shelves - Art No : ASUS 300
- ▶ 1 No of Kick Plate - Art No : ASUKP
- ▶ Unit can hold 10 Nos of Box Files per layer.
- ▶ Total 50 Nos of Box Files per shelving unit.



Panda Pigeon Hole Shelving System :

are based on our standard 300mm & 400mm deep roll post shelving systems which have to be used with special shelves, shelf partitions and bin fronts. The system is modular in nature and is adjustable to your changing needs of storage.

Panda Pigeon Hole Shelving System Shelf :

These special shelves are made from 0.8mm CRCA steel dully powder coated in Light Grey RAL 7035 colour. Art No : ASUS 300 PH



| SHELF | SHELF SIZE IN MM | | | UDL |
|-------------|------------------|-------|--------|--------|
| | Length | Width | Height | |
| ASUS 300 PH | 300 | 900 | 30 | 90 Kg. |
| ASUS 400 PH | 400 | 900 | 30 | 80 Kg. |

Panda Pigeon Hole Shelf Fixed Partitions :

These special partitions Art No ASUSFP 300 PH & ASUSFP 400 PH are made from 0.8mm CRCA steel dully powder coated in Light Grey RAL 7035 colour, the partitions are designed to be used with panda pigeon hole shelves only. As per the design of the partition they get lodged in the slots which are on the lower end of the top shelf and on the shelf base on which they sit at the same time by which they cannot get dislodged from their location easily giving well defined pigeon hole locations for storing of products. The height of the partition is 295mm and using these partitions the useable area between two shelves is 270mm.



Pigeon Hole Partition



Partition fitted on top of the shelf



Partition fitted on bottom of the top shelf

Panda Pigeon Hole Shelving System Bin Front :

These special bin fronts are available in two heights of 85 mm and 135mm. They are made from 0.8mm CRCA steel dully powder coated in Light Grey RAL 7035 colour, these bin fronts are designed to be used with regular shelving systems and with panda pigeon hole shelving systems.

Art No : **ASUBF 85**

Dimensions : 85mm (H) x 900mm (W)

Art No : **ASUBF 135**

Dimensions : 135mm (H) x 900mm (W)



Panda Pigeon Hole Shelving Systems of depth 300mm & 400mm are ideally used for storing small parts in fixed locations without Bins.



Shelving Unit Size :
1275mm (H) 900mm (W) 300mm (D)

APH 1

300mm Deep Shelving Unit Consists of :

- ▶ 1 Set of ASUB 123 Shelving Body.
- ▶ 5 Nos Pigeon Hole Shelves
Art No : ASUS 300 PH
- ▶ 8 Nos Pigeon Hole Shelf Partitions
Art No : ASUSFP 300 PH
- ▶ 2 Nos Bin Front Small 85mm
Art No : ASUBF 85
- ▶ 2 Nos Bin Front Big 135mm
Art No : ASUBF 135
- ▶ 1 No Kick Plate
Art No : ASUKP

APH 4

400mm Deep Shelving Unit Consists of :

- ▶ 1 Set of ASUB 124 Shelving Body.
- ▶ 5 Nos Pigeon Hole Shelves
Art No : ASUS 400 PH
- ▶ 8 Nos Pigeon Hole Shelf Partitions
Art No : ASUSFP 400 PH
- ▶ 2 Nos Bin Front Small 85mm
Art No : ASUBF 85
- ▶ 2 Nos Bin Front Big 135mm
Art No : ASUBF 135
- ▶ 1 No : Kick Plate
Art No : ASUKP



Shelving Unit Size :
1875mm (H) 900mm (W) 300mm (D)

APH 2

300mm Deep Shelving Unit Consists of :

- ▶ 1 Set of ASUB 183 Shelving Body.
- ▶ 7 Nos Pigeon Hole Shelves
Art No : ASUS 300 PH
- ▶ 12 Nos Pigeon Hole Shelf Partitions
Art No : ASUSFP 300 PH
- ▶ 3 Nos Bin Front Small 85mm
Art No : ASUBF 85
- ▶ 3 Nos Bin Front Big 135mm
Art No : ASUBF 135
- ▶ 1 No Kick Plate
Art No : ASUKP

APH 5

400mm Deep Shelving Unit Consists of :

- ▶ 1 Set of ASUB 184 Shelving Body.
- ▶ 7 Nos Pigeon Hole Shelves
Art No : ASUS 400 PH
- ▶ 12 Nos Pigeon Hole Shelf Partitions
Art No : ASUSFP 400 PH
- ▶ 3 Nos Bin Front Small 85mm
Art No : ASUBF 85
- ▶ 3 Nos Bin Front Big 135mm
Art No : ASUBF 135
- ▶ 1 No Kick Plate
Art No : ASUKP



Shelving Unit Size :
2175mm (H) 900mm (W) 300mm (D)

APH 3

300mm Deep Shelving Unit Consists of :


- ▶ 1 Set of ASUB 213 Shelving Body.
- ▶ 8 Nos Pigeon Hole Shelves
Art No : ASUS 300 PH
- ▶ 14 Nos Pigeon Hole Shelf Partitions
Art No : ASUSFP 300 PH
- ▶ 4 Nos Bin Front Small 85mm
Art No : ASUBF 85
- ▶ 3 Nos Bin Front Big 135mm
Art No : ASUBF 135
- ▶ 1 No Kick Plate
Art No : ASUKP

APH 6

400mm Deep Shelving Unit Consists of :

- ▶ 1 Set of ASUB 214 Shelving Body.
- ▶ 8 Nos Pigeon Hole Shelves
Art No : ASUS 400 PH
- ▶ 14 Nos Pigeon Hole Shelf Partitions
Art No : ASUSFP 400 PH
- ▶ 4 Nos Bin Front Small 85mm
Art No : ASUBF 85
- ▶ 3 Nos Bin Front Big 135mm
Art No : ASUBF 135
- ▶ 1 No Kick Plate
Art No : ASUKP


ASU 1



ASU 1 Shelving Unit Consists of :

- ▶ 1 Set of ASUB 123 Shelving Body.
- ▶ 13 Nos of Shelves - Art No : ASUS 300
- ▶ 1 No of Kick Plate - Art No : ASUKP
- ▶ 9 Nos of PSB 301 Bins on each shelf.
- ▶ Total 108 Nos of PSB 301 Bins.


ASU 2



ASU 2 Shelving Unit Consists of :

- ▶ 1 Set of ASUB 123 Shelving Body
- ▶ 9 Nos of Shelves - Art No : ASUS 300
- ▶ 1 No of Kick Plate - Art No : ASUKP
- ▶ 9 Nos of PSB 302 Bins on each shelf.
- ▶ Total 72 Nos of PSB 302 Bins.


ASU 3



ASU 3 Shelving Unit Consists of :

- ▶ 1 Set of ASUB 123 Shelving Body.
- ▶ 9 Nos of Shelves - Art No : ASUS 300
- ▶ 1 No of Kick Plate - Art No : ASUKP
- ▶ 6 Nos of PSB 303 Bins on each shelf.
- ▶ Total 48 Nos of PSB 303 Bins.

ASU 4



ASU 4^{*} Shelving Unit Consists of :

- ▶ 1 Set of ASUB 123 Shelving Body.
- ▶ 8 Nos of Shelves - Art No : ASUS 300
- ▶ 4 Nos of PSB 304 Bins on each shelf.
- ▶ Total 28 Nos of PSB 304 Bins.

^{*} (No Kick Plate in standard unit, if Kick Plate is required then there will be 7 Nos of ASUS 300 Shelves & 24 Nos of PSB 304 Bins)

|  | PSB 301 BIN SIZE <table border="1"> <thead> <tr> <th>Length</th> <th>Width</th> <th>Height</th> </tr> </thead> <tbody> <tr> <td>315mm</td> <td>100mm</td> <td>60mm</td> </tr> </tbody> </table> | Length | Width | Height | 315mm | 100mm | 60mm |
|---|--|--------|-------|--------|-------|-------|-------|
| Length | Width | Height | | | | | |
| 315mm | 100mm | 60mm | | | | | |
|  | PSB 302 BIN SIZE <table border="1"> <thead> <tr> <th>Length</th> <th>Width</th> <th>Height</th> </tr> </thead> <tbody> <tr> <td>315mm</td> <td>100mm</td> <td>110mm</td> </tr> </tbody> </table> | Length | Width | Height | 315mm | 100mm | 110mm |
| Length | Width | Height | | | | | |
| 315mm | 100mm | 110mm | | | | | |
|  | PSB 303 BIN SIZE <table border="1"> <thead> <tr> <th>Length</th> <th>Width</th> <th>Height</th> </tr> </thead> <tbody> <tr> <td>315mm</td> <td>150mm</td> <td>110mm</td> </tr> </tbody> </table> | Length | Width | Height | 315mm | 150mm | 110mm |
| Length | Width | Height | | | | | |
| 315mm | 150mm | 110mm | | | | | |
|  | PSB 304 BIN SIZE <table border="1"> <thead> <tr> <th>Length</th> <th>Width</th> <th>Height</th> </tr> </thead> <tbody> <tr> <td>315mm</td> <td>220mm</td> <td>135mm</td> </tr> </tbody> </table> | Length | Width | Height | 315mm | 220mm | 135mm |
| Length | Width | Height | | | | | |
| 315mm | 220mm | 135mm | | | | | |
|  | PSB 305 BIN SIZE <table border="1"> <thead> <tr> <th>Length</th> <th>Width</th> <th>Height</th> </tr> </thead> <tbody> <tr> <td>315mm</td> <td>300mm</td> <td>135mm</td> </tr> </tbody> </table> | Length | Width | Height | 315mm | 300mm | 135mm |
| Length | Width | Height | | | | | |
| 315mm | 300mm | 135mm | | | | | |

ASU 5




ASU 5^{*} Shelving Unit Consists of :

- ▶ 1 Set of ASUB 123 Shelving Body.
- ▶ 8 Nos of Shelves - Art No : ASUS 300
- ▶ 3 Nos of PSB 305 Bins on each shelf.
- ▶ Total 21 Nos of PSB 305 Bins.

^{*} (No Kick Plate in standard unit, if Kick Plate is required then there will be 7 Nos of ASUS 300 Shelves & 18 Nos of PSB 305 Bins)


ASU 6



ASU 6 Shelving Unit Consists of :

- ▶ 1 Set of ASUB 124 Shelving Body.
- ▶ 13 Nos of Shelves - Art No : ASUS 400
- ▶ 1 No of Kick Plate - Art No : ASUKP
- ▶ 9 Nos of PSB 401 Bins on each shelf.
- ▶ Total 108 Nos of PSB 401 Bins.


ASU 7



ASU 7 Shelving Unit Consists of :

- ▶ 1 Set of ASUB 124 Shelving Body.
- ▶ 9 Nos of Shelves - Art No : ASUS 400
- ▶ 1 No of Kick Plate - Art No : ASUKP
- ▶ 9 Nos of PSB 402 Bins on each shelf.
- ▶ Total 72 Nos of PSB 402 Bins.


ASU 8



ASU 8 Shelving Unit Consists of :

- ▶ 1 Set of ASUB -124 Shelving Body.
- ▶ 9 Nos of Shelves - Art No : ASUS- 400
- ▶ 1 No of Kick Plate - Art No ASUKP
- ▶ 6 Nos of PSB 403 Bins on each shelf.
- ▶ Total 48 Nos of PSB 403 Bins.

ASU 9



ASU 9^{*} Shelving Unit Consists of :

- ▶ 1 Set of ASUB 124 Shelving Body.
- ▶ 8 Nos of Shelves - Art No : ASUS 400
- ▶ 4 Nos of PSB 404 Bins on each shelf.
- ▶ Total 28 Nos of PSB 404 Bins.

* (No Kick Plate in standard unit, if Kick Plate is required then there will be 7 Nos of ASUS 400 Shelves & 24 Nos of PSB 404 Bins)

| | <p>PSB 401 BIN SIZE</p> <table border="1"> <thead> <tr> <th>Length</th> <th>Width</th> <th>Height</th> </tr> </thead> <tbody> <tr> <td>415mm</td> <td>100mm</td> <td>60mm</td> </tr> </tbody> </table> | Length | Width | Height | 415mm | 100mm | 60mm |
|--------|--|--------|-------|--------|-------|-------|-------|
| Length | Width | Height | | | | | |
| 415mm | 100mm | 60mm | | | | | |
| | <p>PSB 402 BIN SIZE</p> <table border="1"> <thead> <tr> <th>Length</th> <th>Width</th> <th>Height</th> </tr> </thead> <tbody> <tr> <td>415mm</td> <td>100mm</td> <td>110mm</td> </tr> </tbody> </table> | Length | Width | Height | 415mm | 100mm | 110mm |
| Length | Width | Height | | | | | |
| 415mm | 100mm | 110mm | | | | | |
| | <p>PSB 403 BIN SIZE</p> <table border="1"> <thead> <tr> <th>Length</th> <th>Width</th> <th>Height</th> </tr> </thead> <tbody> <tr> <td>415mm</td> <td>150mm</td> <td>110mm</td> </tr> </tbody> </table> | Length | Width | Height | 415mm | 150mm | 110mm |
| Length | Width | Height | | | | | |
| 415mm | 150mm | 110mm | | | | | |
| | <p>PSB 404 BIN SIZE</p> <table border="1"> <thead> <tr> <th>Length</th> <th>Width</th> <th>Height</th> </tr> </thead> <tbody> <tr> <td>415mm</td> <td>220mm</td> <td>135mm</td> </tr> </tbody> </table> | Length | Width | Height | 415mm | 220mm | 135mm |
| Length | Width | Height | | | | | |
| 415mm | 220mm | 135mm | | | | | |
| | <p>PSB 405 BIN SIZE</p> <table border="1"> <thead> <tr> <th>Length</th> <th>Width</th> <th>Height</th> </tr> </thead> <tbody> <tr> <td>415mm</td> <td>300mm</td> <td>135mm</td> </tr> </tbody> </table> | Length | Width | Height | 415mm | 300mm | 135mm |
| Length | Width | Height | | | | | |
| 415mm | 300mm | 135mm | | | | | |

ASU 10




ASU 10^{*} Shelving Unit Consists of :

- ▶ 1 Set of ASUB 124 Shelving Body.
- ▶ 8 Nos of Shelves - Art No : ASUS 400
- ▶ 3 Nos of PSB 405 Bins on each shelf.
- ▶ Total 21 Nos of PSB 405 Bins.

* (No Kick Plate in standard unit, if Kick Plate is required then there will be 7 Nos of ASUS 400 Shelves & 18 Nos of PSB 405 Bins)

ASU 11



ASU 11 Shelving Unit Consists of :

- ▶ 1 Set of ASUB 1245 Shelving Body.
- ▶ 13 Nos of Shelves - Art No : ASUS 450
- ▶ 1 No of Kick Plate - Art No : ASUKP
- ▶ 9 Nos of PSB 451 Bins on each shelf.
- ▶ Total 108 Nos of PSB 451 Bins.


ASU 12



ASU 12 Shelving Unit Consists of :

- ▶ 1 Set of ASUB 1245 Shelving Body.
- ▶ 9 Nos of Shelves - Art No : ASUS 450
- ▶ 1 No of Kick Plate - Art No : ASUKP
- ▶ 9 Nos. of PSB 452 Bins on each shelf.
- ▶ Total 72 Nos of PSB 452 Bins.


ASU 13



ASU 13 Shelving Unit Consists of :

- ▶ 1 Set of ASUB -1245 Shelving Body.
- ▶ 9 Nos of Shelves - Art No : ASUS- 450
- ▶ 1 No of Kick Plate - Art No : ASUKP
- ▶ 6 Nos of PSB 453 Bins on each shelf.
- ▶ Total 48 Nos of PSB 453 Bins.






ASU 14



ASU 14^{*} Shelving Unit Consists of :

- ▶ 1 Set of ASUB 1245 Shelving Body.
- ▶ 8 Nos of Shelves - Art No : ASUS 450
- ▶ 4 Nos of PSB 454 Bins on each shelf.
- ▶ Total 28 Nos of PSB 454 Bins.

* (No Kick Plate in standard unit, if Kick Plate is required then there will be 7 Nos of ASUS 500 Shelves & 24 Nos of PSB 454 Bins)

|  | <p>PSB 451 BIN SIZE</p> <table border="1"> <thead> <tr> <th>Length</th> <th>Width</th> <th>Height</th> </tr> </thead> <tbody> <tr> <td>465mm</td> <td>100mm</td> <td>60mm</td> </tr> </tbody> </table> | Length | Width | Height | 465mm | 100mm | 60mm |
|---|--|--------|-------|--------|-------|-------|-------|
| Length | Width | Height | | | | | |
| 465mm | 100mm | 60mm | | | | | |
|  | <p>PSB 452 BIN SIZE</p> <table border="1"> <thead> <tr> <th>Length</th> <th>Width</th> <th>Height</th> </tr> </thead> <tbody> <tr> <td>465mm</td> <td>100mm</td> <td>110mm</td> </tr> </tbody> </table> | Length | Width | Height | 465mm | 100mm | 110mm |
| Length | Width | Height | | | | | |
| 465mm | 100mm | 110mm | | | | | |
|  | <p>PSB 453 BIN SIZE</p> <table border="1"> <thead> <tr> <th>Length</th> <th>Width</th> <th>Height</th> </tr> </thead> <tbody> <tr> <td>465mm</td> <td>150mm</td> <td>110mm</td> </tr> </tbody> </table> | Length | Width | Height | 465mm | 150mm | 110mm |
| Length | Width | Height | | | | | |
| 465mm | 150mm | 110mm | | | | | |
|  | <p>PSB 454 BIN SIZE</p> <table border="1"> <thead> <tr> <th>Length</th> <th>Width</th> <th>Height</th> </tr> </thead> <tbody> <tr> <td>465mm</td> <td>220mm</td> <td>135mm</td> </tr> </tbody> </table> | Length | Width | Height | 465mm | 220mm | 135mm |
| Length | Width | Height | | | | | |
| 465mm | 220mm | 135mm | | | | | |
|  | <p>PSB 455 BIN SIZE</p> <table border="1"> <thead> <tr> <th>Length</th> <th>Width</th> <th>Height</th> </tr> </thead> <tbody> <tr> <td>465mm</td> <td>300mm</td> <td>135mm</td> </tr> </tbody> </table> | Length | Width | Height | 465mm | 300mm | 135mm |
| Length | Width | Height | | | | | |
| 465mm | 300mm | 135mm | | | | | |

ASU 15




ASU 15^{*} Shelving Unit Consists of :

- ▶ 1 Set of ASUB 1245 Shelving Body.
- ▶ 8 Nos of Shelves - Art No : ASUS 450
- ▶ 3 Nos of PSB 455 Bins on each shelf.
- ▶ Total 21 Nos of PSB 455 Bins.

* (No Kick Plate in standard unit, if Kick Plate is required then there will be 7 Nos of ASUS 500 Shelves & 18 Nos of PSB 455 Bins)


ASU 16



ASU 16 Shelving Unit Consists of :

- ▶ 1 Set of ASUB 125 Shelving Body.
- ▶ 13 Nos of Shelves - Art No : ASUS 500
- ▶ 1 No of Kick Plate - Art No : ASUKP
- ▶ 9 Nos of PSB 501 Bins on each shelf.
- ▶ Total 108 Nos of PSB 501 Bins.


ASU 17



ASU 17 Shelving Unit Consists of :

- ▶ 1 Set of ASUB 125 Shelving Body.
- ▶ 9 Nos of Shelves - Art No : ASUS 500
- ▶ 1 No of Kick Plate - Art No : ASUKP
- ▶ 9 Nos of PSB 502 Bins on each shelf.
- ▶ Total 72 Nos of PSB 502 Bins.


ASU 18



ASU 18 Shelving Unit Consists of :

- ▶ 1 Set of ASUB -125 Shelving Body.
- ▶ 9 Nos of Shelves - Art No : ASUS-500
- ▶ 1 No Kick Plate - Art No : ASUKP
- ▶ 6 Nos of PSB 503 Bins on each shelf.
- ▶ Total 48 Nos of PSB 503 Bins.



ASU 19



ASU 19^{*} Shelving Unit Consists of :

- ▶ 1 Set of ASUB 125 Shelving Body.
- ▶ 8 Nos of Shelves - Art No : ASUS 500
- ▶ 4 Nos of PSB 504 Bins on each shelf.
- ▶ Total 28 Nos of PSB 504 Bins.

* (No Kick Plate in standard unit, if Kick Plate is required then there will be 7 Nos of ASUS 500 Shelves & 24 Nos of PSB 504 Bins)

|  | <p>PSB 501 BIN SIZE</p> <table border="1"> <thead> <tr> <th>Length</th> <th>Width</th> <th>Height</th> </tr> </thead> <tbody> <tr> <td>515mm</td> <td>100mm</td> <td>60mm</td> </tr> </tbody> </table> | Length | Width | Height | 515mm | 100mm | 60mm |
|---|--|--------|-------|--------|-------|-------|-------|
| Length | Width | Height | | | | | |
| 515mm | 100mm | 60mm | | | | | |
|  | <p>PSB 502 BIN SIZE</p> <table border="1"> <thead> <tr> <th>Length</th> <th>Width</th> <th>Height</th> </tr> </thead> <tbody> <tr> <td>515mm</td> <td>100mm</td> <td>110mm</td> </tr> </tbody> </table> | Length | Width | Height | 515mm | 100mm | 110mm |
| Length | Width | Height | | | | | |
| 515mm | 100mm | 110mm | | | | | |
|  | <p>PSB 503 BIN SIZE</p> <table border="1"> <thead> <tr> <th>Length</th> <th>Width</th> <th>Height</th> </tr> </thead> <tbody> <tr> <td>515mm</td> <td>150mm</td> <td>110mm</td> </tr> </tbody> </table> | Length | Width | Height | 515mm | 150mm | 110mm |
| Length | Width | Height | | | | | |
| 515mm | 150mm | 110mm | | | | | |
|  | <p>PSB 504 BIN SIZE</p> <table border="1"> <thead> <tr> <th>Length</th> <th>Width</th> <th>Height</th> </tr> </thead> <tbody> <tr> <td>515mm</td> <td>220mm</td> <td>135mm</td> </tr> </tbody> </table> | Length | Width | Height | 515mm | 220mm | 135mm |
| Length | Width | Height | | | | | |
| 515mm | 220mm | 135mm | | | | | |
|  | <p>PSB 505 BIN SIZE</p> <table border="1"> <thead> <tr> <th>Length</th> <th>Width</th> <th>Height</th> </tr> </thead> <tbody> <tr> <td>515mm</td> <td>300mm</td> <td>135mm</td> </tr> </tbody> </table> | Length | Width | Height | 515mm | 300mm | 135mm |
| Length | Width | Height | | | | | |
| 515mm | 300mm | 135mm | | | | | |

ASU 20




ASU 20^{*} Shelving Unit Consists of :

- ▶ 1 Set of ASUB 125 Shelving Body.
- ▶ 8 Nos of Shelves - Art No : ASUS 500
- ▶ 3 Nos of PSB 505 Bins on each shelf.
- ▶ Total 21 Nos of PSB 505 Bins.

* (No Kick Plate in standard unit, of Kick Plate is required then there will be 7 Nos of ASUS 500 Shelves & 18 Nos of PSB 505 Bins)


ASU 21



ASU 21 Shelving Unit Consists of :

- ▶ 1 Set of ASUB 126 Shelving Body.
- ▶ 13 Nos of Shelves - Art No : ASUS 600
- ▶ 1 No of Kick Plate - Art No : ASUKP
- ▶ 9 Nos of PSB 601 Bins on each shelf.
- ▶ Total 108 Nos of PSB 601 Bins.


ASU 22



ASU 22 Shelving Unit Consists of :

- ▶ 1 Set of ASUB 126 Shelving Body.
- ▶ 9 Nos of Shelves - Art No : ASUS 600
- ▶ 1 No of Kick Plate - Art No : ASUKP
- ▶ 9 Nos of PSB 602 Bins on each shelf.
- ▶ Total 72 Nos of PSB 602 Bins.

ASU 23



ASU 23 Shelving Unit Consists of :

- ▶ 1 Set of ASUB 126 Shelving Body.
- ▶ 9 Nos of Shelves - Art No : ASUS 600
- ▶ 1 No of Kick Plate - Art No : ASUKP
- ▶ 6 Nos of PSB 603 Bins on each shelf.
- ▶ Total 48 Nos of PSB 603 Bins.


ASU 24




ASU 24^{*} Shelving Unit Consists of :

- ▶ 1 Set of ASUB 126 Shelving Body.
- ▶ 8 Nos of Shelves - Art No : ASUS 600
- ▶ 4 Nos of PSB 604 Bins on each shelf.
- ▶ Total 28 Nos of PSB 604 Bins.

* (No Kick Plate in standard unit, if Kick Plate is required then there will be 7 Nos of ASUS 600 Shelves & 24 Nos of PSB 604 Bins)

|  | <p>PSB 601 BIN SIZE</p> <table border="1"> <thead> <tr> <th>Length</th> <th>Width</th> <th>Height</th> </tr> </thead> <tbody> <tr> <td>615mm</td> <td>100mm</td> <td>60mm</td> </tr> </tbody> </table> | Length | Width | Height | 615mm | 100mm | 60mm |
|---|--|--------|-------|--------|-------|-------|-------|
| Length | Width | Height | | | | | |
| 615mm | 100mm | 60mm | | | | | |
|  | <p>PSB 602 BIN SIZE</p> <table border="1"> <thead> <tr> <th>Length</th> <th>Width</th> <th>Height</th> </tr> </thead> <tbody> <tr> <td>615mm</td> <td>100mm</td> <td>110mm</td> </tr> </tbody> </table> | Length | Width | Height | 615mm | 100mm | 110mm |
| Length | Width | Height | | | | | |
| 615mm | 100mm | 110mm | | | | | |
|  | <p>PSB 603 BIN SIZE</p> <table border="1"> <thead> <tr> <th>Length</th> <th>Width</th> <th>Height</th> </tr> </thead> <tbody> <tr> <td>615mm</td> <td>150mm</td> <td>110mm</td> </tr> </tbody> </table> | Length | Width | Height | 615mm | 150mm | 110mm |
| Length | Width | Height | | | | | |
| 615mm | 150mm | 110mm | | | | | |
|  | <p>PSB 604 BIN SIZE</p> <table border="1"> <thead> <tr> <th>Length</th> <th>Width</th> <th>Height</th> </tr> </thead> <tbody> <tr> <td>615mm</td> <td>220mm</td> <td>135mm</td> </tr> </tbody> </table> | Length | Width | Height | 615mm | 220mm | 135mm |
| Length | Width | Height | | | | | |
| 615mm | 220mm | 135mm | | | | | |
|  | <p>PSB 605 BIN SIZE</p> <table border="1"> <thead> <tr> <th>Length</th> <th>Width</th> <th>Height</th> </tr> </thead> <tbody> <tr> <td>615mm</td> <td>300mm</td> <td>135mm</td> </tr> </tbody> </table> | Length | Width | Height | 615mm | 300mm | 135mm |
| Length | Width | Height | | | | | |
| 615mm | 300mm | 135mm | | | | | |

ASU 25




ASU 25^{*} Shelving Unit Consists of :

- ▶ 1 Set of ASUB 126 Shelving Body.
- ▶ 8 Nos of Shelves - Art No : ASUS 600
- ▶ 3 Nos of PSB 605 Bins on each shelf.
- ▶ Total 21 Nos of PSB 605 Bins.

* (No Kick Plate in standard unit, if Kick Plate is required then there will be 7 Nos. of ASUS 600 Shelves & 18 Nos. of PSB 605 Bins)


ASU 26



ASU 26 Shelving Unit Consists of :

- ▶ 1 Set of ASUB 183 Shelving Body.
- ▶ 19 Nos of Shelves - Art No: ASUS 300
- ▶ 1 No of Kick Plate - Art No : ASUKP
- ▶ 9 Nos of PSB 301 Bins on each shelf.
- ▶ Total 162 Nos of PSB 301 Bins.


ASU 27



ASU 27 Shelving Unit Consists of :

- ▶ 1 Set of ASUB 183 Shelving Body.
- ▶ 13 Nos of Shelves - Art No: ASUS 300
- ▶ 1 No of Kick Plate - Art No : ASUKP
- ▶ 9 Nos of PSB 302 Bins on each shelf.
- ▶ Total 108 Nos of PSB 302 Bins.

ASU 28



ASU 28 Shelving Unit Consists of :

- ▶ 1 Set of ASUB 183 Shelving Body.
- ▶ 13 Nos of Shelves - Art No: ASUS 300
- ▶ 1 No of Kick Plate - Art No : ASUKP
- ▶ 6 Nos of PSB 303 Bins on each shelf.
- ▶ Total 72 Nos of PSB 303 Bins.

ASU 29




ASU 29 Shelving Unit Consists of :

- ▶ 1 Set of ASUB 183 Shelving Body.
- ▶ 11 Nos of Shelves - Art No : ASUS 300
- ▶ 1 No of Kick Plate - Art No : ASUKP
- ▶ 4 Nos of PSB 304 Bins on each shelf.
- ▶ Total 40 Nos of PSB 304 Bins.

|  | <p>PSB 301 BIN SIZE</p> <table border="1"> <thead> <tr> <th>Length</th> <th>Width</th> <th>Height</th> </tr> </thead> <tbody> <tr> <td>315mm</td> <td>100mm</td> <td>60mm</td> </tr> </tbody> </table> | Length | Width | Height | 315mm | 100mm | 60mm |
|---|---|--------|-------|--------|--------|--------|--------|
| Length | Width | Height | | | | | |
| 315mm | 100mm | 60mm | | | | | |
|  | <p>PSB 302 BIN SIZE</p> <table border="1"> <thead> <tr> <th>Length</th> <th>Width</th> <th>Height</th> </tr> </thead> <tbody> <tr> <td>315mm</td> <td>100mm</td> <td>110mm</td> </tr> </tbody> </table> | Length | Width | Height | 315mm | 100mm | 110mm |
| Length | Width | Height | | | | | |
| 315mm | 100mm | 110mm | | | | | |
|  | <p>PSB 303 BIN SIZE</p> <table border="1"> <thead> <tr> <th>Length</th> <th>Width</th> <th>Height</th> </tr> </thead> <tbody> <tr> <td>315mm</td> <td>150mm</td> <td>110mm</td> </tr> </tbody> </table> | Length | Width | Height | 315mm | 150mm | 110mm |
| Length | Width | Height | | | | | |
| 315mm | 150mm | 110mm | | | | | |
|  | <p>PSB 304 BIN SIZE</p> <table border="1"> <thead> <tr> <th>Length</th> <th>Width</th> <th>Height</th> </tr> </thead> <tbody> <tr> <td>315 mm</td> <td>220 mm</td> <td>135 mm</td> </tr> </tbody> </table> | Length | Width | Height | 315 mm | 220 mm | 135 mm |
| Length | Width | Height | | | | | |
| 315 mm | 220 mm | 135 mm | | | | | |
|  | <p>PSB 305 BIN SIZE</p> <table border="1"> <thead> <tr> <th>Length</th> <th>Width</th> <th>Height</th> </tr> </thead> <tbody> <tr> <td>315mm</td> <td>300mm</td> <td>135mm</td> </tr> </tbody> </table> | Length | Width | Height | 315mm | 300mm | 135mm |
| Length | Width | Height | | | | | |
| 315mm | 300mm | 135mm | | | | | |


ASU 30



ASU 30 Shelving Unit Consists of :

- ▶ 1 Set of ASUB 183 Shelving Body.
- ▶ 11 Nos of Shelves - Art No : ASUS 300
- ▶ 1 No of Kick Plate - Art No : ASUKP
- ▶ 3 Nos of PSB 305 Bins on each shelf.
- ▶ Total 30 Nos of PSB 305 Bins.


ASU 31



ASU 31 Shelving Unit Consists of :

- ▶ 1 Set of ASUB 184 Shelving Body.
- ▶ 19 Nos of Shelves - Art No : ASUS 400
- ▶ 1 No of Kick Plate - Art No : ASUKP
- ▶ 9 Nos of PSB 401 Bins on each shelf.
- ▶ Total 162 Nos of PSB 401 Bins.


ASU 32



ASU 32 Shelving Unit Consists of :

- ▶ 1 Set of ASUB 184 Shelving Body.
- ▶ 13 Nos of Shelves - Art No : ASUS 400
- ▶ 1 No of Kick Plate - Art No : ASUKP
- ▶ 9 Nos of PSB 402 Bins on each shelf.
- ▶ Total 108 Nos of PSB 402 Bins.

ASU 33



ASU 33 Shelving Unit Consists of :


- ▶ 1 Set of ASUB 184 Shelving Body.
- ▶ 13 Nos of Shelves - Art No : ASUS 400
- ▶ 1 No of Kick Plate - Art No : ASUKP
- ▶ 6 Nos of PSB 403 Bins on each shelf.
- ▶ Total 72 Nos of PSB 403 Bins.

ASU 34




ASU 34 Shelving Unit Consists of :

- ▶ 1 Set of ASUB 184 Shelving Body.
- ▶ 11 Nos of Shelves - Art No : ASUS 400
- ▶ 1 No of Kick Plate - Art No : ASUKP
- ▶ 4 Nos of PSB 404 Bins on each shelf.
- ▶ Total 40 Nos of PSB 404 Bins.

|  | <p>PSB 401 BIN SIZE</p> <table border="1"> <thead> <tr> <th>Length</th> <th>Width</th> <th>Height</th> </tr> </thead> <tbody> <tr> <td>415mm</td> <td>100mm</td> <td>60mm</td> </tr> </tbody> </table> | Length | Width | Height | 415mm | 100mm | 60mm |
|---|--|--------|-------|--------|-------|-------|-------|
| Length | Width | Height | | | | | |
| 415mm | 100mm | 60mm | | | | | |
|  | <p>PSB 402 BIN SIZE</p> <table border="1"> <thead> <tr> <th>Length</th> <th>Width</th> <th>Height</th> </tr> </thead> <tbody> <tr> <td>415mm</td> <td>100mm</td> <td>110mm</td> </tr> </tbody> </table> | Length | Width | Height | 415mm | 100mm | 110mm |
| Length | Width | Height | | | | | |
| 415mm | 100mm | 110mm | | | | | |
|  | <p>PSB 403 BIN SIZE</p> <table border="1"> <thead> <tr> <th>Length</th> <th>Width</th> <th>Height</th> </tr> </thead> <tbody> <tr> <td>415mm</td> <td>150mm</td> <td>110mm</td> </tr> </tbody> </table> | Length | Width | Height | 415mm | 150mm | 110mm |
| Length | Width | Height | | | | | |
| 415mm | 150mm | 110mm | | | | | |
|  | <p>PSB 404 BIN SIZE</p> <table border="1"> <thead> <tr> <th>Length</th> <th>Width</th> <th>Height</th> </tr> </thead> <tbody> <tr> <td>415mm</td> <td>220mm</td> <td>135mm</td> </tr> </tbody> </table> | Length | Width | Height | 415mm | 220mm | 135mm |
| Length | Width | Height | | | | | |
| 415mm | 220mm | 135mm | | | | | |
|  | <p>PSB 405 BIN SIZE</p> <table border="1"> <thead> <tr> <th>Length</th> <th>Width</th> <th>Height</th> </tr> </thead> <tbody> <tr> <td>415mm</td> <td>300mm</td> <td>135mm</td> </tr> </tbody> </table> | Length | Width | Height | 415mm | 300mm | 135mm |
| Length | Width | Height | | | | | |
| 415mm | 300mm | 135mm | | | | | |


ASU 35



ASU 35 Shelving Unit Consists of :

- ▶ 1 Set of ASUB 184 Shelving Body.
- ▶ 11 Nos of Shelves - Art No : ASUS 400
- ▶ 1 No of Kick Plate - Art No : ASUKP
- ▶ 3 Nos of PSB 405 Bins on each shelf.
- ▶ Total 30 Nos of PSB 405 Bins.


ASU 36



ASU 36 Shelving Unit Consists of :

- ▶ 1 Set of ASUB 1845 Shelving Body.
- ▶ 19 Nos of Shelves - Art No : ASUS 450
- ▶ 1 No of Kick Plate - Art No : ASUKP
- ▶ 9 Nos of PSB 451 Bins on each shelf.
- ▶ Total 162 Nos of PSB 451 Bins.


ASU 37



ASU 37 Shelving Unit Consists of :

- ▶ 1 Set of ASUB 1845 Shelving Body.
- ▶ 13 Nos of Shelves - Art No : ASUS 450
- ▶ 1 No of Kick Plate - Art No : ASUKP
- ▶ 9 Nos of PSB 452 Bins on each shelf.
- ▶ Total 108 Nos of PSB 452 Bins.

ASU 38



ASU 38 Shelving Unit Consists of :






- ▶ 1 Set of ASUB 1845 Shelving Body.
- ▶ 13 Nos of Shelves - Art No : ASUS 450
- ▶ 1 No of Kick Plate - Art No : ASUKP
- ▶ 6 Nos of PSB 453 Bins on each shelf.
- ▶ Total 72 Nos of PSB 453 Bins.

ASU 39



ASU 39 Shelving Unit Consists of :

- ▶ 1 Set of ASUB 1845 Shelving Body.
- ▶ 11 Nos of Shelves - Art No : ASUS 450
- ▶ 1 No of Kick Plate - Art No : ASUKP
- ▶ 4 Nos of PSB 454 Bins on each shelf.
- ▶ Total 40 Nos of PSB 454 Bins.

|  | <p>PSB 451 BIN SIZE</p> <table border="1"> <thead> <tr> <th>Length</th> <th>Width</th> <th>Height</th> </tr> </thead> <tbody> <tr> <td>465mm</td> <td>100mm</td> <td>60mm</td> </tr> </tbody> </table> | Length | Width | Height | 465mm | 100mm | 60mm |
|---|--|--------|-------|--------|-------|-------|-------|
| Length | Width | Height | | | | | |
| 465mm | 100mm | 60mm | | | | | |
|  | <p>PSB 452 BIN SIZE</p> <table border="1"> <thead> <tr> <th>Length</th> <th>Width</th> <th>Height</th> </tr> </thead> <tbody> <tr> <td>465mm</td> <td>100mm</td> <td>110mm</td> </tr> </tbody> </table> | Length | Width | Height | 465mm | 100mm | 110mm |
| Length | Width | Height | | | | | |
| 465mm | 100mm | 110mm | | | | | |
|  | <p>PSB 453 BIN SIZE</p> <table border="1"> <thead> <tr> <th>Length</th> <th>Width</th> <th>Height</th> </tr> </thead> <tbody> <tr> <td>465mm</td> <td>150mm</td> <td>110mm</td> </tr> </tbody> </table> | Length | Width | Height | 465mm | 150mm | 110mm |
| Length | Width | Height | | | | | |
| 465mm | 150mm | 110mm | | | | | |
|  | <p>PSB 454 BIN SIZE</p> <table border="1"> <thead> <tr> <th>Length</th> <th>Width</th> <th>Height</th> </tr> </thead> <tbody> <tr> <td>465mm</td> <td>220mm</td> <td>135mm</td> </tr> </tbody> </table> | Length | Width | Height | 465mm | 220mm | 135mm |
| Length | Width | Height | | | | | |
| 465mm | 220mm | 135mm | | | | | |
|  | <p>PSB 455 BIN SIZE</p> <table border="1"> <thead> <tr> <th>Length</th> <th>Width</th> <th>Height</th> </tr> </thead> <tbody> <tr> <td>465mm</td> <td>300mm</td> <td>135mm</td> </tr> </tbody> </table> | Length | Width | Height | 465mm | 300mm | 135mm |
| Length | Width | Height | | | | | |
| 465mm | 300mm | 135mm | | | | | |


ASU 40



ASU 40 Shelving Unit Consists of :

- ▶ 1 Set of ASUB 1845 Shelving Body.
- ▶ 11 Nos of Shelves - Art No : ASUS 450
- ▶ 1 No of Kick Plate - Art No : ASUKP
- ▶ 3 Nos of PSB 455 Bins on each shelf.
- ▶ Total 30 Nos of PSB 455 Bins.


ASU 41



ASU 41 Shelving Unit Consists of :

- ▶ 1 Set of ASUB 185 Shelving Body
- ▶ 19 Nos of Shelves - Art No : ASUS 500
- ▶ 1 No of Kick Plate - Art No : ASUKP
- ▶ 9 Nos of PSB 501 Bins on each shelf.
- ▶ Total 162 Nos of PSB 501 Bins.

ASU 42



ASU 42 Shelving Unit Consists of :

- ▶ 1 Set of ASUB 185 Shelving Body.
- ▶ 13 Nos of Shelves - Art No : ASUS 500
- ▶ 1 No of Kick Plate - Art No : ASUKP
- ▶ 9 Nos of PSB 502 Bins on each shelf.
- ▶ Total 108 Nos of PSB 502 Bins.


ASU 43



ASU 43 Shelving Unit Consists of :






- ▶ 1 Set of ASUB 185 Shelving Body.
- ▶ 13 Nos of Shelves - Art No : ASUS 500
- ▶ 1 No of Kick Plate - Art No : ASUKP
- ▶ 6 Nos of PSB 503 Bins on each shelf.
- ▶ Total 72 Nos of PSB 503 Bins.

ASU 44



ASU 44 Shelving Unit Consists of :

- ▶ 1 Set of ASUB 185 Shelving Body.
- ▶ 11 Nos of Shelves - Art No : ASUS 500
- ▶ 1 No of Kick Plate - Art No : ASUKP
- ▶ 4 Nos of PSB 504 Bins on each shelf.
- ▶ Total 40 Nos of PSB 504 Bins.

| | | | |
|---|-------------------------|-------|--------|
|  | PSB 501 BIN SIZE | | |
| | Length | Width | Height |
|  | PSB 502 BIN SIZE | | |
| | Length | Width | Height |
|  | PSB 503 BIN SIZE | | |
| | Length | Width | Height |
|  | PSB 504 BIN SIZE | | |
| | Length | Width | Height |
|  | PSB 505 BIN SIZE | | |
| | Length | Width | Height |


ASU 45



ASU 45 Shelving Unit Consists of :

- ▶ 1 Set of ASUB 185 Shelving Body.
- ▶ 11 Nos of Shelves - Art No : ASUS 500
- ▶ 1 No of Kick Plate - Art No : ASUKP
- ▶ 3 Nos of PSB 505 Bins on each shelf.
- ▶ Total 30 Nos of PSB 505 Bins.


ASU 46



ASU 46 Shelving Unit Consists of :

- ▶ 1 Set of ASUB 186 Shelving Body.
- ▶ 19 Nos of Shelves - Art No : ASUS 600
- ▶ 1 No of Kick Plate - Art No : ASUKP
- ▶ 9 Nos of PSB 601 Bins on each shelf.
- ▶ Total 162 Nos of PSB 601 Bins.


ASU 47



ASU 47 Shelving Unit Consists of :

- ▶ 1 Set of ASUB 186 Shelving Body.
- ▶ 13 Nos of Shelves - Art No : ASUS 600
- ▶ 1 No of Kick Plate - Art No : ASUKP
- ▶ 9 Nos of PSB 602 Bins on each shelf.
- ▶ Total 108 Nos of PSB 602 Bins.

ASU 48



ASU 48 Shelving Unit Consists of :




- ▶ 1 Set of ASUB 186 Shelving Body.
- ▶ 13 Nos of Shelves - Art No : ASUS 600
- ▶ 1 No of Kick Plate - Art No : ASUKP
- ▶ 6 Nos of PSB 603 Bins on each shelf.
- ▶ Total 72 Nos of PSB 603 Bins.

ASU 49




ASU 49 Shelving Unit Consists of :

- ▶ 1 Set of ASUB 186 Shelving Body.
- ▶ 11 Nos of Shelves - Art No : ASUS 600
- ▶ 1 No of Kick Plate - Art No : ASUKP
- ▶ 4 Nos of PSB 604 Bins on each shelf.
- ▶ Total 40 Nos of PSB 604 Bins.

|  | <p>PSB 601 BIN SIZE</p> <table border="1"> <thead> <tr> <th>Length</th> <th>Width</th> <th>Height</th> </tr> </thead> <tbody> <tr> <td>615mm</td> <td>100mm</td> <td>60mm</td> </tr> </tbody> </table> | Length | Width | Height | 615mm | 100mm | 60mm |
|---|--|--------|-------|--------|-------|-------|-------|
| Length | Width | Height | | | | | |
| 615mm | 100mm | 60mm | | | | | |
|  | <p>PSB 602 BIN SIZE</p> <table border="1"> <thead> <tr> <th>Length</th> <th>Width</th> <th>Height</th> </tr> </thead> <tbody> <tr> <td>615mm</td> <td>100mm</td> <td>110mm</td> </tr> </tbody> </table> | Length | Width | Height | 615mm | 100mm | 110mm |
| Length | Width | Height | | | | | |
| 615mm | 100mm | 110mm | | | | | |
|  | <p>PSB 603 BIN SIZE</p> <table border="1"> <thead> <tr> <th>Length</th> <th>Width</th> <th>Height</th> </tr> </thead> <tbody> <tr> <td>615mm</td> <td>150mm</td> <td>110mm</td> </tr> </tbody> </table> | Length | Width | Height | 615mm | 150mm | 110mm |
| Length | Width | Height | | | | | |
| 615mm | 150mm | 110mm | | | | | |
|  | <p>PSB 604 BIN SIZE</p> <table border="1"> <thead> <tr> <th>Length</th> <th>Width</th> <th>Height</th> </tr> </thead> <tbody> <tr> <td>615mm</td> <td>220mm</td> <td>135mm</td> </tr> </tbody> </table> | Length | Width | Height | 615mm | 220mm | 135mm |
| Length | Width | Height | | | | | |
| 615mm | 220mm | 135mm | | | | | |
|  | <p>PSB 605 BIN SIZE</p> <table border="1"> <thead> <tr> <th>Length</th> <th>Width</th> <th>Height</th> </tr> </thead> <tbody> <tr> <td>615mm</td> <td>300mm</td> <td>135mm</td> </tr> </tbody> </table> | Length | Width | Height | 615mm | 300mm | 135mm |
| Length | Width | Height | | | | | |
| 615mm | 300mm | 135mm | | | | | |


ASU 50



ASU 50 Shelving Unit Consists of :

- ▶ 1 Set of ASUB 186 Shelving Body.
- ▶ 11 Nos of Shelves - Art No : ASUS 600
- ▶ 1 No of Kick Plate - Art No : ASUKP
- ▶ 3 Nos of PSB 605 Bins on each shelf.
- ▶ Total 30 Nos of PSB 605 Bins.


ASU 51



ASU 51 Shelving Unit Consists of :

- ▶ 1 Set of ASUB 213 Shelving Body.
- ▶ 22 Nos of Shelves - Art No : ASUS 300
- ▶ 1 No of Kick Plate - Art No : ASUKP
- ▶ 9 Nos of PSB 301 Bins on each shelf.
- ▶ Total 189 Nos of PSB 301 Bins.


ASU 52



ASU 52 Shelving Unit Consists of :

- ▶ 1 Set of ASUB 213 Shelving Body.
- ▶ 15 Nos of Shelves - Art No : ASUS 300
- ▶ 1 No of Kick Plate - Art No : ASUKP
- ▶ 9 Nos of PSB 302 Bins on each shelf.
- ▶ Total 126 Nos of PSB 302 Bins.

ASU 53



ASU 53 Shelving Unit Consists of :

- ▶ 1 Set of ASUB 213 Shelving Body.
- ▶ 15 Nos of Shelves - Art No : ASUS 300
- ▶ 1 No of Kick Plate - Art No : ASUKP
- ▶ 6 Nos of PSB 303 Bins on each shelf.
- ▶ Total 84 Nos of PSB 303 Bins.

ASU 54



ASU 54 Shelving Unit Consists of :

- ▶ 1 Set of ASUB 213 Shelving Body.
- ▶ 13 Nos of Shelves - Art No : ASUS 300
- ▶ 1 No of Kick Plate - Art No : ASUKP
- ▶ 4 Nos of PSB 304 Bins on each shelf.
- ▶ Total 48 Nos of PSB 304 Bins.

| | | | |
|--|-------------------------|-------|--------|
| | PSB 301 BIN SIZE | | |
| | Length | Width | Height |
| | PSB 302 BIN SIZE | | |
| | Length | Width | Height |
| | PSB 303 BIN SIZE | | |
| | Length | Width | Height |
| | PSB 304 BIN SIZE | | |
| | Length | Width | Height |
| | PSB 305 BIN SIZE | | |
| | Length | Width | Height |


ASU 55



ASU 55 Shelving Unit Consists of :

- ▶ 1 Set of ASUB 213 Shelving Body.
- ▶ 13 Nos of Shelves - Art No : ASUS 300
- ▶ 1 No of Kick Plate - Art No : ASUKP
- ▶ 3 Nos of PSB 305 Bins on each shelf.
- ▶ Total 36 Nos of PSB 305 Bins.


ASU 56



ASU 56 Shelving Unit Consists of :

- ▶ 1 Set of ASUB 214 Shelving Body.
- ▶ 22 Nos of Shelves - Art No : ASUS 400
- ▶ 1 No of Kick Plate - Art No : ASUKP
- ▶ 9 Nos of PSB 401 Bins on each shelf.
- ▶ Total 189 Nos of PSB 401 Bins.


ASU 57



ASU 57 Shelving Unit Consists of :

- ▶ 1 Set of ASUB 214 Shelving Body.
- ▶ 15 Nos of Shelves - Art No : ASUS 400
- ▶ 1 No of Kick Plate - Art No : ASUKP
- ▶ 9 Nos of PSB 402 Bins on each shelf.
- ▶ Total 126 Nos of PSB 402 Bins.

ASU 58



ASU 58 Shelving Unit Consists of :



- ▶ 1 Set of ASUB -214 Shelving Body.
- ▶ 15 Nos of Shelves - Art No : ASUS- 400
- ▶ 1 No of Kick Plate - Art No : ASUKP
- ▶ 6 Nos of PSB 403 Bins on each shelf.
- ▶ Total 84 Nos of PSB 403 Bins.

ASU 59




ASU 59 Shelving Unit Consists of :

- ▶ 1 Set of ASUB 214 Shelving Body.
- ▶ 13 Nos of Shelves - Art No : ASUS 400
- ▶ 1 No of Kick Plate - Art No : ASUKP
- ▶ 4 Nos of PSB 404 Bins on each shelf.
- ▶ Total 48 Nos of PSB 404 Bins.

|  | <p>PSB 401 BIN SIZE</p> <table border="1"> <thead> <tr> <th>Length</th> <th>Width</th> <th>Height</th> </tr> </thead> <tbody> <tr> <td>415mm</td> <td>100mm</td> <td>60mm</td> </tr> </tbody> </table> | Length | Width | Height | 415mm | 100mm | 60mm |
|---|--|--------|-------|--------|-------|-------|-------|
| Length | Width | Height | | | | | |
| 415mm | 100mm | 60mm | | | | | |
|  | <p>PSB 402 BIN SIZE</p> <table border="1"> <thead> <tr> <th>Length</th> <th>Width</th> <th>Height</th> </tr> </thead> <tbody> <tr> <td>415mm</td> <td>100mm</td> <td>110mm</td> </tr> </tbody> </table> | Length | Width | Height | 415mm | 100mm | 110mm |
| Length | Width | Height | | | | | |
| 415mm | 100mm | 110mm | | | | | |
|  | <p>PSB 403 BIN SIZE</p> <table border="1"> <thead> <tr> <th>Length</th> <th>Width</th> <th>Height</th> </tr> </thead> <tbody> <tr> <td>415mm</td> <td>150mm</td> <td>110mm</td> </tr> </tbody> </table> | Length | Width | Height | 415mm | 150mm | 110mm |
| Length | Width | Height | | | | | |
| 415mm | 150mm | 110mm | | | | | |
|  | <p>PSB 404 BIN SIZE</p> <table border="1"> <thead> <tr> <th>Length</th> <th>Width</th> <th>Height</th> </tr> </thead> <tbody> <tr> <td>415mm</td> <td>220mm</td> <td>135mm</td> </tr> </tbody> </table> | Length | Width | Height | 415mm | 220mm | 135mm |
| Length | Width | Height | | | | | |
| 415mm | 220mm | 135mm | | | | | |
|  | <p>PSB 405 BIN SIZE</p> <table border="1"> <thead> <tr> <th>Length</th> <th>Width</th> <th>Height</th> </tr> </thead> <tbody> <tr> <td>415mm</td> <td>300mm</td> <td>135mm</td> </tr> </tbody> </table> | Length | Width | Height | 415mm | 300mm | 135mm |
| Length | Width | Height | | | | | |
| 415mm | 300mm | 135mm | | | | | |


ASU 60



ASU 60 Shelving Unit Consists of :


- ▶ 1 Set of ASUB 214 Shelving Body.
- ▶ 13 Nos of Shelves - Art No : ASUS 400
- ▶ 1 No of Kick Plate - Art No : ASUKP
- ▶ 3 Nos of PSB 405 Bins on each shelf.
- ▶ Total 36 Nos of PSB 405 Bins.

ASU 61




- ASU 61 Shelving Unit Consists of :**
- ▶ 1 Set of ASUB 2145 Shelving Body.
 - ▶ 22 Nos of Shelves - Art No : ASUS 450
 - ▶ 1 No of Kick Plate - Art No : ASUKP
 - ▶ 9 Nos of PSB 451 Bins on each shelf.
 - ▶ Total 189 Nos of PSB 451 Bins.

ASU 62




- ASU 62 Shelving Unit Consists of :**
- ▶ 1 Set of ASUB 2145 Shelving Body.
 - ▶ 15 Nos of Shelves - Art No: ASUS 450
 - ▶ 1 No of Kick Plate - Art No : ASUKP
 - ▶ 9 Nos of PSB 452 Bins on each shelf.
 - ▶ Total 126 Nos of PSB 452 Bins.

ASU 63






- ASU 63 Shelving Unit Consists of :**
- ▶ 1 Set of ASUB -2145 Shelving Body.
 - ▶ 15 Nos Shelves - Art No : ASUS- 450
 - ▶ 1 No of Kick Plate - Art No : ASUKP
 - ▶ 6 Nos of PSB 453 Bins on each shelf.
 - ▶ Total 84 Nos of PSB 453 Bins.

ASU 64



- ASU 64 Shelving Unit Consists of :**
- ▶ 1 Set of ASUB 2145 Shelving Body.
 - ▶ 13 Nos of Shelves - Art No : ASUS 450
 - ▶ 1 No of Kick Plate - Art No : ASUKP
 - ▶ 4 Nos of PSB 454 Bins on each shelf.
 - ▶ Total 48 Nos of PSB 454 Bins.


| | | | |
|---|-------------------------|-------|--------|
|  | PSB 451 BIN SIZE | | |
| | Length | Width | Height |
| | 465mm | 100mm | 60mm |
|  | PSB 452 BIN SIZE | | |
| | Length | Width | Height |
| | 465mm | 100mm | 110mm |
|  | PSB 453 BIN SIZE | | |
| | Length | Width | Height |
| | 465mm | 150mm | 110mm |
|  | PSB 454 BIN SIZE | | |
| | Length | Width | Height |
| | 465mm | 220mm | 135mm |
|  | PSB 455 BIN SIZE | | |
| | Length | Width | Height |
| | 465mm | 300mm | 135mm |

ASU 65




- ASU 65 Shelving Unit Consists of :**
- ▶ 1 Set of ASUB 2145 Shelving Body.
 - ▶ 13 Nos of Shelves - Art No : ASUS 450
 - ▶ 1 No of Kick Plate - Art No : ASUKP
 - ▶ 3 Nos of PSB 455 Bins on each shelf.
 - ▶ Total 36 Nos of PSB 455 Bins.

ASU 66




- ASU 66 Shelving Unit Consists of :**
- ▶ 1 Set of ASUB 215 Shelving Body.
 - ▶ 22 Nos of Shelves - Art No :ASUS 500
 - ▶ 1 No of Kick Plate - Art No : ASUKP
 - ▶ 9 Nos of PSB 501 Bins on each shelf.
 - ▶ Total 189 Nos of PSB 501 Bins.

ASU 67



- ASU 67 Shelving Unit Consists of :**
- ▶ 1 Set of ASUB 215 Shelving Body.
 - ▶ 15 Nos of Shelves - Art No : ASUS 500
 - ▶ 1 No of Kick Plate - Art No : ASUKP
 - ▶ 9 Nos of PSB 502 Bins on each shelf.
 - ▶ Total 126 Nos of PSB 502 Bins.

ASU 68




- ASU 68 Shelving Unit Consists of :**
- ▶ 1 Set of ASUB -215 Shelving Body.
 - ▶ 15 Nos of Shelves - Art No.: ASUS- 500
 - ▶ 1 No of Kick Plate - Art No. ASUKP
 - ▶ 6 Nos of PSB 503 Bins on each shelf.
 - ▶ Total 84 Nos of PSB 503 Bins.

ASU 69



- ASU 69 Shelving Unit Consists of :**
- ▶ 1 Set of ASUB 215 Shelving Body.
 - ▶ 13 Nos of Shelves - Art No : ASUS 500
 - ▶ 1 No of Kick Plate - Art No : ASUKP
 - ▶ 4 Nos of PSB 504 Bins on each shelf.
 - ▶ Total 48 Nos of PSB 504 Bins.


|  | <p>PSB 501 BIN SIZE</p> <table border="1"> <thead> <tr> <th>Length</th> <th>Width</th> <th>Height</th> </tr> </thead> <tbody> <tr> <td>515mm</td> <td>100mm</td> <td>60mm</td> </tr> </tbody> </table> | Length | Width | Height | 515mm | 100mm | 60mm |
|---|--|--------|-------|--------|-------|-------|-------|
| Length | Width | Height | | | | | |
| 515mm | 100mm | 60mm | | | | | |
|  | <p>PSB 502 BIN SIZE</p> <table border="1"> <thead> <tr> <th>Length</th> <th>Width</th> <th>Height</th> </tr> </thead> <tbody> <tr> <td>515mm</td> <td>100mm</td> <td>110mm</td> </tr> </tbody> </table> | Length | Width | Height | 515mm | 100mm | 110mm |
| Length | Width | Height | | | | | |
| 515mm | 100mm | 110mm | | | | | |
|  | <p>PSB 503 BIN SIZE</p> <table border="1"> <thead> <tr> <th>Length</th> <th>Width</th> <th>Height</th> </tr> </thead> <tbody> <tr> <td>515mm</td> <td>150mm</td> <td>110mm</td> </tr> </tbody> </table> | Length | Width | Height | 515mm | 150mm | 110mm |
| Length | Width | Height | | | | | |
| 515mm | 150mm | 110mm | | | | | |
|  | <p>PSB 504 BIN SIZE</p> <table border="1"> <thead> <tr> <th>Length</th> <th>Width</th> <th>Height</th> </tr> </thead> <tbody> <tr> <td>515mm</td> <td>220mm</td> <td>135mm</td> </tr> </tbody> </table> | Length | Width | Height | 515mm | 220mm | 135mm |
| Length | Width | Height | | | | | |
| 515mm | 220mm | 135mm | | | | | |
|  | <p>PSB 505 BIN SIZE</p> <table border="1"> <thead> <tr> <th>Length</th> <th>Width</th> <th>Height</th> </tr> </thead> <tbody> <tr> <td>515mm</td> <td>300mm</td> <td>135mm</td> </tr> </tbody> </table> | Length | Width | Height | 515mm | 300mm | 135mm |
| Length | Width | Height | | | | | |
| 515mm | 300mm | 135mm | | | | | |

ASU 70



- ASU 70 Shelving Unit Consists of :**
- ▶ 1 Set of ASUB 215 Shelving Body.
 - ▶ 13 Nos of Shelves - Art No : ASUS 500
 - ▶ 1 No of Kick Plate - Art No : ASUKP
 - ▶ 3 Nos of PSB 505 Bins on each shelf.
 - ▶ Total 36 Nos of PSB 505 Bins.

ASU 71



ASU 71 Shelving Unit Consists of :

- ▶ 1 Set of ASUB 216 Shelving Body.
- ▶ 22 Nos of Shelves - Art No : ASUS 600
- ▶ 1 No of Kick Plate - Art No : ASUKP
- ▶ 9 Nos of PSB 601 Bins on each shelf.
- ▶ Total 189 Nos of PSB 601 Bins.


ASU 72



ASU 72 Shelving Unit Consists of :

- ▶ 1 Set of ASUB 216 Shelving Body.
- ▶ 15 Nos of Shelves - Art No : ASUS 600
- ▶ 1 No of Kick Plate - Art No : ASUKP
- ▶ 9 Nos of PSB 602 Bins on each shelf.
- ▶ Total 126 Nos of PSB 602 Bins.

ASU 73



ASU 73 Shelving Unit Consists of :






- ▶ 1 Set of ASUB 216 Shelving Body.
- ▶ 15 Nos of Shelves - Art No : ASUS 600
- ▶ 1 No of Kick Plate - Art No : ASUKP
- ▶ 6 Nos of PSB 603 Bins on each shelf.
- ▶ Total 84 Nos of PSB 603 Bins.

ASU 74



ASU 74 Shelving Unit Consists of :

- ▶ 1 Set of ASUB 216 Shelving Body.
- ▶ 13 Nos of Shelves - Art No : ASUS 600
- ▶ 1 No of Kick Plate - Art No : ASUKP
- ▶ 4 Nos of PSB 604 Bins on each shelf.
- ▶ Total 48 Nos of PSB 604 Bins.

|  | <p>PSB 601 BIN SIZE</p> <table border="1"> <thead> <tr> <th>Length</th> <th>Width</th> <th>Height</th> </tr> </thead> <tbody> <tr> <td>615mm</td> <td>100mm</td> <td>60mm</td> </tr> </tbody> </table> | Length | Width | Height | 615mm | 100mm | 60mm |
|---|--|--------|-------|--------|-------|-------|-------|
| Length | Width | Height | | | | | |
| 615mm | 100mm | 60mm | | | | | |
|  | <p>PSB 602 BIN SIZE</p> <table border="1"> <thead> <tr> <th>Length</th> <th>Width</th> <th>Height</th> </tr> </thead> <tbody> <tr> <td>615mm</td> <td>100mm</td> <td>110mm</td> </tr> </tbody> </table> | Length | Width | Height | 615mm | 100mm | 110mm |
| Length | Width | Height | | | | | |
| 615mm | 100mm | 110mm | | | | | |
|  | <p>PSB-603 BIN SIZE</p> <table border="1"> <thead> <tr> <th>Length</th> <th>Width</th> <th>Height</th> </tr> </thead> <tbody> <tr> <td>615mm</td> <td>150mm</td> <td>110mm</td> </tr> </tbody> </table> | Length | Width | Height | 615mm | 150mm | 110mm |
| Length | Width | Height | | | | | |
| 615mm | 150mm | 110mm | | | | | |
|  | <p>PSB 604 BIN SIZE</p> <table border="1"> <thead> <tr> <th>Length</th> <th>Width</th> <th>Height</th> </tr> </thead> <tbody> <tr> <td>615mm</td> <td>220mm</td> <td>135mm</td> </tr> </tbody> </table> | Length | Width | Height | 615mm | 220mm | 135mm |
| Length | Width | Height | | | | | |
| 615mm | 220mm | 135mm | | | | | |
|  | <p>PSB 605 BIN SIZE</p> <table border="1"> <thead> <tr> <th>Length</th> <th>Width</th> <th>Height</th> </tr> </thead> <tbody> <tr> <td>615mm</td> <td>300mm</td> <td>135mm</td> </tr> </tbody> </table> | Length | Width | Height | 615mm | 300mm | 135mm |
| Length | Width | Height | | | | | |
| 615mm | 300mm | 135mm | | | | | |


ASU 75



ASU 75 Shelving Unit Consists of :


- ▶ 1 Set of ASUB 216 Shelving Body.
- ▶ 13 Nos of Shelves - Art No : ASUS 600
- ▶ 1 No of Kick Plate - Art No : ASUKP
- ▶ 3 Nos of PSB 605 Bins on each shelf.
- ▶ Total 36 Nos of PSB 605 Bins.

ASU 76




- ASU 76 Shelving Unit Consists of :**
- ▶ 1 Set of ASUB 233 Shelving Body.
 - ▶ 24 Nos of Shelves - Art No : ASUS 300
 - ▶ 1 No of Kick Plate - Art No : ASUKP
 - ▶ 9 Nos of PSB 301 Bins on each shelf.
 - ▶ Total 207 Nos of PSB 301 Bins.

ASU 77




- ASU 77 Shelving Unit Consists of :**
- ▶ 1 Set of ASUB 233 Shelving Body.
 - ▶ 16 Nos of Shelves - Art No : ASUS 300
 - ▶ 1 No of Kick Plate - Art No : ASUKP
 - ▶ 9 Nos of PSB 302 Bins on each shelf.
 - ▶ Total 135 Nos of PSB 302 Bins.

ASU 78



- ASU 78 Shelving Unit Consists of :**
- ▶ 1 Set of ASUB 233 Shelving Body.
 - ▶ 16 Nos of Shelves - Art No : ASUS 300
 - ▶ 1 No of Kick Plate - Art No : ASUKP
 - ▶ 6 Nos of PSB 303 Bins on each shelf.
 - ▶ Total 90 Nos of PSB 303 Bins.


ASU 79



- ASU 79 Shelving Unit Consists of :**
- ▶ 1 Set of ASUB 233 Shelving Body.
 - ▶ 14 Nos of Shelves - Art No : ASUS 300
 - ▶ 1 No of Kick Plate - Art No : ASUKP
 - ▶ 4 Nos of PSB 304 Bins on each shelf.
 - ▶ Total 52 Nos of PSB 304 Bins.


| | | | |
|---|-------------------------|-------|--------|
|  | PSB 301 BIN SIZE | | |
| | Length | Width | Height |
|  | PSB 302 BIN SIZE | | |
| | Length | Width | Height |
|  | PSB 303 BIN SIZE | | |
| | Length | Width | Height |
|  | PSB 304 BIN SIZE | | |
| | Length | Width | Height |
|  | PSB 305 BIN SIZE | | |
| | Length | Width | Height |

ASU 80



- ASU 80 Shelving Unit Consists of :**
- ▶ 1 Set of ASUB 233 Shelving Body.
 - ▶ 14 Nos of Shelves - Art No : ASUS 300
 - ▶ 1 No of Kick Plate - Art No : ASUKP
 - ▶ 3 Nos of PSB 305 Bins on each shelf.
 - ▶ Total 39 Nos of PSB 305 Bins.


ASU 81



ASU 81 Shelving Unit Consists of :

- ▶ 1 Set of ASUB 234 Shelving Body.
- ▶ 24 Nos of Shelves - Art No : ASUS 400
- ▶ 1 No of Kick Plate - Art No : ASUKP
- ▶ 9 Nos of PSB 401 Bins on each shelf.
- ▶ Total 207 Nos of PSB 401 Bins.


ASU 82



ASU 82 Shelving Unit Consists of :

- ▶ 1 Set of ASUB 234 Shelving Body.
- ▶ 16 Nos of Shelves - Art No : ASUS 400
- ▶ 1 No of Kick Plate - Art No : ASUKP
- ▶ 9 Nos of PSB 402 Bins on each shelf.
- ▶ Total 135 Nos of PSB 402 Bins.


ASU 83



ASU 83 Shelving Unit Consists of :



- ▶ 1 Set of ASUB -234 Shelving Body.
- ▶ 16 Nos of Shelves - Art No : ASUS-400
- ▶ 1 No of Kick Plate - Art No : ASUKP
- ▶ 6 Nos of PSB 403 Bins on each shelf.
- ▶ Total 90 Nos of PSB 403 Bins.

ASU 84



ASU 84 Shelving Unit Consists of :

- ▶ 1 Set of ASUB 234 Shelving Body.
- ▶ 14 Nos of Shelves - Art No : ASUS 400
- ▶ 1 No of Kick Plate Art No : ASUKP
- ▶ 4 Nos of PSB 404 Bins on each shelf.
- ▶ Total 52 Nos of PSB 404 Bins.

|  | PSB 401 BIN SIZE <table border="1"> <thead> <tr> <th>Length</th> <th>Width</th> <th>Height</th> </tr> </thead> <tbody> <tr> <td>415mm</td> <td>100mm</td> <td>60mm</td> </tr> </tbody> </table> | Length | Width | Height | 415mm | 100mm | 60mm |
|---|--|--------|-------|--------|-------|-------|-------|
| Length | Width | Height | | | | | |
| 415mm | 100mm | 60mm | | | | | |
|  | PSB 402 BIN SIZE <table border="1"> <thead> <tr> <th>Length</th> <th>Width</th> <th>Height</th> </tr> </thead> <tbody> <tr> <td>415mm</td> <td>100mm</td> <td>110mm</td> </tr> </tbody> </table> | Length | Width | Height | 415mm | 100mm | 110mm |
| Length | Width | Height | | | | | |
| 415mm | 100mm | 110mm | | | | | |
|  | PSB 403 BIN SIZE <table border="1"> <thead> <tr> <th>Length</th> <th>Width</th> <th>Height</th> </tr> </thead> <tbody> <tr> <td>415mm</td> <td>150mm</td> <td>110mm</td> </tr> </tbody> </table> | Length | Width | Height | 415mm | 150mm | 110mm |
| Length | Width | Height | | | | | |
| 415mm | 150mm | 110mm | | | | | |
|  | PSB 404 BIN SIZE <table border="1"> <thead> <tr> <th>Length</th> <th>Width</th> <th>Height</th> </tr> </thead> <tbody> <tr> <td>415mm</td> <td>220mm</td> <td>135mm</td> </tr> </tbody> </table> | Length | Width | Height | 415mm | 220mm | 135mm |
| Length | Width | Height | | | | | |
| 415mm | 220mm | 135mm | | | | | |
|  | PSB 405 BIN SIZE <table border="1"> <thead> <tr> <th>Length</th> <th>Width</th> <th>Height</th> </tr> </thead> <tbody> <tr> <td>415mm</td> <td>300mm</td> <td>135mm</td> </tr> </tbody> </table> | Length | Width | Height | 415mm | 300mm | 135mm |
| Length | Width | Height | | | | | |
| 415mm | 300mm | 135mm | | | | | |


ASU 85



ASU 85 Shelving Unit Consists of :


- ▶ 1 Set of ASUB 234 Shelving Body.
- ▶ 14 Nos of Shelves - Art No : ASUS 400
- ▶ 1 No of Kick Plate Art No : ASUKP
- ▶ 3 Nos of PSB 405 Bins on each shelf.
- ▶ Total 39 Nos of PSB 405 Bins.

ASU 86




- ASU 86 Shelving Unit Consists of :**
- ▶ 1 Set of ASUB 2345 Shelving Body.
 - ▶ 24 Nos of Shelves - Art No : ASUS 450
 - ▶ 1 No Kick Plate - Art No : ASUKP
 - ▶ 9 Nos of PSB 451 Bins on each shelf.
 - ▶ Total 207 Nos of PSB 451 Bins.

ASU 87




- ASU 87 Shelving Unit Consists of :**
- ▶ 1 Set of ASUB 2345 Shelving Body.
 - ▶ 16 Nos of Shelves - Art No : ASUS 450
 - ▶ 1 No of Kick Plate - Art No : ASUKP
 - ▶ 9 Nos of PSB 452 Bins on each shelf.
 - ▶ Total 135 Nos of PSB 452 Bins.

ASU 88







- ASU 88 Shelving Unit Consists of :**
- ▶ 1 Set of ASUB -2345 Shelving Body.
 - ▶ 16 Nos of Shelves - Art No : ASUS- 450
 - ▶ 1 No of Kick Plate - Art No : ASUKP
 - ▶ 6 Nos of PSB 453 Bins on each shelf.
 - ▶ Total 90 Nos of PSB 453 Bins.

ASU 89



- ASU 89 Shelving Unit Consists of :**
- ▶ 1 Set of ASUB 2345 Shelving Body.
 - ▶ 14 Nos of Shelves - Art No : ASUS 450
 - ▶ 1 No of Kick Plate Art No : ASUKP
 - ▶ 4 Nos of PSB 454 Bins on each shelf.
 - ▶ Total 52 Nos of PSB 454 Bins.


|  | <p>PSB 451 BIN SIZE</p> <table border="1"> <thead> <tr> <th>Length</th> <th>Width</th> <th>Height</th> </tr> </thead> <tbody> <tr> <td>465mm</td> <td>100mm</td> <td>60mm</td> </tr> </tbody> </table> | Length | Width | Height | 465mm | 100mm | 60mm |
|---|--|--------|-------|--------|-------|-------|-------|
| Length | Width | Height | | | | | |
| 465mm | 100mm | 60mm | | | | | |
|  | <p>PSB 452 BIN SIZE</p> <table border="1"> <thead> <tr> <th>Length</th> <th>Width</th> <th>Height</th> </tr> </thead> <tbody> <tr> <td>465mm</td> <td>100mm</td> <td>110mm</td> </tr> </tbody> </table> | Length | Width | Height | 465mm | 100mm | 110mm |
| Length | Width | Height | | | | | |
| 465mm | 100mm | 110mm | | | | | |
|  | <p>PSB 453 BIN SIZE</p> <table border="1"> <thead> <tr> <th>Length</th> <th>Width</th> <th>Height</th> </tr> </thead> <tbody> <tr> <td>465mm</td> <td>150mm</td> <td>110mm</td> </tr> </tbody> </table> | Length | Width | Height | 465mm | 150mm | 110mm |
| Length | Width | Height | | | | | |
| 465mm | 150mm | 110mm | | | | | |
|  | <p>PSB 454 BIN SIZE</p> <table border="1"> <thead> <tr> <th>Length</th> <th>Width</th> <th>Height</th> </tr> </thead> <tbody> <tr> <td>465mm</td> <td>220mm</td> <td>135mm</td> </tr> </tbody> </table> | Length | Width | Height | 465mm | 220mm | 135mm |
| Length | Width | Height | | | | | |
| 465mm | 220mm | 135mm | | | | | |
|  | <p>PSB 455 BIN SIZE</p> <table border="1"> <thead> <tr> <th>Length</th> <th>Width</th> <th>Height</th> </tr> </thead> <tbody> <tr> <td>465mm</td> <td>300mm</td> <td>135mm</td> </tr> </tbody> </table> | Length | Width | Height | 465mm | 300mm | 135mm |
| Length | Width | Height | | | | | |
| 465mm | 300mm | 135mm | | | | | |

ASU 90



- ASU 90 Shelving Unit Consists of :**
- ▶ 1 Set of ASUB 2345 Shelving Body.
 - ▶ 14 Nos of Shelves - Art No : ASUS 450
 - ▶ 1 No of Kick Plate - Art No : ASUKP
 - ▶ 3 Nos of PSB 455 Bins on each shelf.
 - ▶ Total 39 Nos of PSB 455 Bins.


ASU 91



ASU 91 Shelving Unit Consists of :

- ▶ 1 Set of ASUB 235 Shelving Body.
- ▶ 24 Nos of Shelves - Art No : ASUS 500
- ▶ 1 No of Kick Plate - Art No : ASUKP
- ▶ 9 Nos of PSB 501 Bins on each shelf.
- ▶ Total 207 Nos of PSB 501 Bins.


ASU 92



ASU 92 Shelving Unit Consists of :

- ▶ 1 Set of ASUB 235 Shelving Body.
- ▶ 16 Nos of Shelves - Art No : ASUS 500
- ▶ 1 No of Kick Plate - Art No : ASUKP
- ▶ 9 Nos of PSB 502 Bins on each shelf.
- ▶ Total 135 Nos of PSB 502 Bins.


ASU 93



ASU 93 Shelving Unit Consists of :


- ▶ 1 Set of ASUB -235 Shelving Body.
- ▶ 16 Nos of Shelves - Art No : ASUS- 500
- ▶ 1 No of Kick Plate - Art No : ASUKP
- ▶ 6 Nos of PSB 503 Bins on each shelf.
- ▶ Total 90 Nos of PSB 503 Bins.

ASU 94



ASU 94 Shelving Unit Consists of :

- ▶ 1 Set of ASUB 235 Shelving Body.
- ▶ 14 Nos of Shelves - Art No : ASUS 500
- ▶ 1 No of Kick Plate - Art No : ASUKP
- ▶ 4 Nos of PSB 504 Bins on each shelf.
- ▶ Total 52 Nos of PSB 504 Bins.

|  | <p>PSB 501 BIN SIZE</p> <table border="1"> <thead> <tr> <th>Length</th> <th>Width</th> <th>Height</th> </tr> </thead> <tbody> <tr> <td>515mm</td> <td>100mm</td> <td>60mm</td> </tr> </tbody> </table> | Length | Width | Height | 515mm | 100mm | 60mm |
|---|--|--------|-------|--------|-------|-------|-------|
| Length | Width | Height | | | | | |
| 515mm | 100mm | 60mm | | | | | |
|  | <p>PSB 502 BIN SIZE</p> <table border="1"> <thead> <tr> <th>Length</th> <th>Width</th> <th>Height</th> </tr> </thead> <tbody> <tr> <td>515mm</td> <td>100mm</td> <td>110mm</td> </tr> </tbody> </table> | Length | Width | Height | 515mm | 100mm | 110mm |
| Length | Width | Height | | | | | |
| 515mm | 100mm | 110mm | | | | | |
|  | <p>PSB 503 BIN SIZE</p> <table border="1"> <thead> <tr> <th>Length</th> <th>Width</th> <th>Height</th> </tr> </thead> <tbody> <tr> <td>515mm</td> <td>150mm</td> <td>110mm</td> </tr> </tbody> </table> | Length | Width | Height | 515mm | 150mm | 110mm |
| Length | Width | Height | | | | | |
| 515mm | 150mm | 110mm | | | | | |
|  | <p>PSB 504 BIN SIZE</p> <table border="1"> <thead> <tr> <th>Length</th> <th>Width</th> <th>Height</th> </tr> </thead> <tbody> <tr> <td>515mm</td> <td>220mm</td> <td>135mm</td> </tr> </tbody> </table> | Length | Width | Height | 515mm | 220mm | 135mm |
| Length | Width | Height | | | | | |
| 515mm | 220mm | 135mm | | | | | |
|  | <p>PSB 505 BIN SIZE</p> <table border="1"> <thead> <tr> <th>Length</th> <th>Width</th> <th>Height</th> </tr> </thead> <tbody> <tr> <td>515mm</td> <td>300mm</td> <td>135mm</td> </tr> </tbody> </table> | Length | Width | Height | 515mm | 300mm | 135mm |
| Length | Width | Height | | | | | |
| 515mm | 300mm | 135mm | | | | | |


ASU 95



ASU 95 Shelving Unit Consists of :


- ▶ 1 Set of ASUB 235 Shelving Body.
- ▶ 14 Nos of Shelves - Art No : ASUS 500
- ▶ 1 No of Kick Plate - Art No : ASUKP
- ▶ 3 Nos of PSB 505 Bins on each shelf.
- ▶ Total 39 Nos of PSB 505 Bins.

ASU 96




- ASU 96 Shelving Unit Consists of :**
- ▶ 1 Set of ASUB 236 Shelving Body.
 - ▶ 24 Nos of Shelves - Art No : ASUS 600
 - ▶ 1 No of Kick Plate - Art No : ASUKP
 - ▶ 9 Nos of PSB 601 Bins on each shelf.
 - ▶ Total 207 Nos of PSB 601 Bins.

ASU 97



- ASU 97 Shelving Unit Consists of :**
- ▶ 1 Set of ASUB 236 Shelving Body.
 - ▶ 16 Nos of Shelves - Art No : ASUS 600
 - ▶ 1 No of Kick Plate - Art No : ASUKP
 - ▶ 9 Nos of PSB 602 Bins on each shelf.
 - ▶ Total 135 Nos of PSB 602 Bins.

ASU 98







- ASU 98 Shelving Unit Consists of :**
- ▶ 1 Set of ASUB 236 Shelving Body.
 - ▶ 16 Nos of Shelves - Art No : ASUS 600
 - ▶ 1 No of Kick Plate - Art No : ASUKP
 - ▶ 6 Nos of PSB 603 Bins on each shelf.
 - ▶ Total 90 Nos of PSB 603 Bins.


ASU 99



- ASU 99 Shelving Unit Consists of :**
- ▶ 1 Set of ASUB 236 Shelving Body.
 - ▶ 14 Nos of Shelves - Art No : ASUS 600
 - ▶ 1 No of Kick Plate - Art No : ASUKP
 - ▶ 4 Nos of PSB 604 Bins on each shelf.
 - ▶ Total 52 Nos of PSB 604 Bins.

|  | <p>PSB 601 BIN SIZE</p> <table border="1"> <thead> <tr> <th>Length</th> <th>Width</th> <th>Height</th> </tr> </thead> <tbody> <tr> <td>615mm</td> <td>100mm</td> <td>60mm</td> </tr> </tbody> </table> | Length | Width | Height | 615mm | 100mm | 60mm |
|---|--|--------|-------|--------|-------|-------|-------|
| Length | Width | Height | | | | | |
| 615mm | 100mm | 60mm | | | | | |
|  | <p>PSB 602 BIN SIZE</p> <table border="1"> <thead> <tr> <th>Length</th> <th>Width</th> <th>Height</th> </tr> </thead> <tbody> <tr> <td>615mm</td> <td>100mm</td> <td>110mm</td> </tr> </tbody> </table> | Length | Width | Height | 615mm | 100mm | 110mm |
| Length | Width | Height | | | | | |
| 615mm | 100mm | 110mm | | | | | |
|  | <p>PSB 603 BIN SIZE</p> <table border="1"> <thead> <tr> <th>Length</th> <th>Width</th> <th>Height</th> </tr> </thead> <tbody> <tr> <td>615mm</td> <td>150mm</td> <td>110mm</td> </tr> </tbody> </table> | Length | Width | Height | 615mm | 150mm | 110mm |
| Length | Width | Height | | | | | |
| 615mm | 150mm | 110mm | | | | | |
|  | <p>PSB 604 BIN SIZE</p> <table border="1"> <thead> <tr> <th>Length</th> <th>Width</th> <th>Height</th> </tr> </thead> <tbody> <tr> <td>615mm</td> <td>220mm</td> <td>135mm</td> </tr> </tbody> </table> | Length | Width | Height | 615mm | 220mm | 135mm |
| Length | Width | Height | | | | | |
| 615mm | 220mm | 135mm | | | | | |
|  | <p>PSB 605 BIN SIZE</p> <table border="1"> <thead> <tr> <th>Length</th> <th>Width</th> <th>Height</th> </tr> </thead> <tbody> <tr> <td>615mm</td> <td>300mm</td> <td>135mm</td> </tr> </tbody> </table> | Length | Width | Height | 615mm | 300mm | 135mm |
| Length | Width | Height | | | | | |
| 615mm | 300mm | 135mm | | | | | |

ASU 100



- ASU 100 Shelving Unit Consists of :**
- ▶ 1 Set of ASUB 236 Shelving Body.
 - ▶ 14 Nos of Shelves - Art No : ASUS 600
 - ▶ 1 No of Kick Plate - Art No : ASUKP
 - ▶ 3 Nos of PSB 605 Bins on each shelf.
 - ▶ Total 39 Nos of PSB 605 Bins.



PSB 301 T

PSB 302 T

PSB 303 T

PSB 304 T

PSB 305 T

PANDA SHELF BINS 300 Series



Art No : PSB 301 T
 Outside Dimensions in mm : 315 (L) x 100 (W) x 60 (H)
 Inside Dimensions in mm : 293 (L) x 86 (W) x 55 (H)
 Effective Height in mm : 55
 Standard Packing : 24 pcs. per ctn.
 Volume Per Box CBM : 0.0530
 Slots for Partition : 7 Slots for Horizontal Partitions.
 Bin Load Capacity : 5 kgs.(Approx)
 Colour of Bin & Partition : Transparent



Art No : PSB 302 T
 Outside Dimensions in mm : 315 (L) x 100 (W) x 110 (H)
 Inside Dimensions in mm : 293 (L) x 86 (W) x 105 (H)
 Effective Height in mm : 105
 Standard Packing : 24 pcs. per ctn.
 Volume Per Box CBM : 0.0888
 Slots for Partition : 5 Slots for Horizontal Partitions.
 Bin Load Capacity : 5 kgs.(Approx)
 Colour of Bin & Partition : Transparent



Art No : PSB 303 T
 Outside Dimensions in mm : 315 (L) x 150 (W) x 110 (H)
 Inside Dimensions in mm : 293 (L) x 136 (W) x 105 (H)
 Effective Height in mm : 105
 Standard Packing : 12 pcs. per ctn.
 Volume Per Box CBM : 0.0677
 Slots for Partition : 5 Slots for Horizontal Partitions.
 Bin Load Capacity : 7 kgs.(Approx)
 Colour of Bin & Partition : Transparent



Art No : PSB 304 T
 Outside Dimensions in mm : 315 (L) x 220 (W) x 135 (H)
 Inside Dimensions in mm : 293 (L) x 210 (W) x 130 (H)
 Effective Height in mm : 130
 Standard Packing : 12 pcs. per ctn.
 Volume Per Box CBM : 0.1221
 Slots for Partition : 5 Slots for Horizontal Partitions.
 Bin Load Capacity : 9 kgs.(Approx)
 Colour of Bin & Partition : Transparent



Art No : PSB 305 T
 Outside Dimensions in mm : 315 (L) x 300 (W) x 135 (H)
 Inside Dimensions in mm : 293 (L) x 282 (W) x 130 (H)
 Effective Height in mm : 130
 Standard Packing : 6 pcs. per ctn.
 Volume Per Box CBM : 0.0828
 Slots for Partition : 5 Slots for Horizontal Partitions.
 Bin Load Capacity : 11 kgs.(Approx)
 Colour of Bin & Partition : Transparent

All dimensions in mm approx.



PSB 401 T

PSB 402 T

PSB 403 T

PSB 404 T

PSB 405 T

PANDA SHELF BINS 400 Series



Art No : PSB 401 T
 Outside Dimensions in mm : 415 (L) x 100 (W) x 60 (H)
 Inside Dimensions in mm : 393 (L) x 86 (W) x 55 (H)
 Effective Height in mm : 55
 Standard Packing : 24 pcs. per ctn.
 Volume Per Box CBM : 0.0650
 Slots for Partition : 11 Slots for Horizontal Partitions.
 Bin Load Capacity : 5 kgs. (Approx)
 Colour of Bin & Partition : Transparent



Art No : PSB 402 T
 Outside Dimensions in mm : 415 (L) x 100 (W) x 110 (H)
 Inside Dimensions in mm : 393 (L) x 86 (W) x 105 (H)
 Effective Height : 105
 Standard Packing : 24 pcs. per ctn.
 Volume Per Box CBM : 0.1165
 Slots for Partition : 5 Slots for Horizontal Partitions.
 Bin Load Capacity : 5 kgs. (Approx)
 Colour of Bin & Partition : Transparent



Art No : PSB 403 T
 Outside Dimensions in mm : 415 (L) x 150 (W) x 110 (H)
 Inside Dimensions in mm : 393 (L) x 136 (W) x 105 (H)
 Effective Height in mm : 105
 Standard Packing : 12 pcs. per ctn.
 Volume Per Box CBM : 0.0881
 Slots for Partition : 5 Slots for Horizontal Partitions.
 Bin Load Capacity : 7 kgs. (Approx)
 Colour of Bin & Partition : Transparent



Art No : PSB 404 T
 Outside Dimensions in mm : 415 (L) x 220 (W) x 135 (H)
 Inside Dimensions in mm : 393 (L) x 210 (W) x 130 (H)
 Effective Height in mm : 130
 Standard Packing : 12 pcs. per ctn.
 Volume Per Box CBM : 0.1517
 Slots for Partition : 5 Slots for Horizontal Partitions.
 Bin Load Capacity : 9 kgs. (Approx)
 Colour of Bin & Partition : Transparent



Art No : PSB 405 T
 Outside Dimensions in mm : 415 (L) x 300 (W) x 135 (H)
 Inside Dimensions in mm : 393 (L) x 282 (W) x 130 (H)
 Effective Height in mm : 130
 Standard Packing : 6 pcs. per ctn.
 Volume Per Box CBM : 0.1048
 Slots for Partition : 5 Slots for Horizontal Partitions.
 Bin Load Capacity : 11 kgs. (Approx)
 Colour of Bin & Partition : Transparent

All dimensions in mm approx.



ASUB 1275



ASUB 1875



ASUB 2175



ASUB 2375

- Alkon Transparent Panda Bins and Panda Shelving Systems helps pharmacies to systematically store and retrieve medicines in an organized manner.
- Helps in quick and easy identification of medicines thereby improving the efficiency and retrieval time.
- Ergonomic in design which enhances outlook of the pharmacy or medical store.
- Systems are fully modular and are designed to suit the storage needs of medicines, tablets, liquid bottles and larger products.
- Flexible and can be adjusted at any stage without hampering day to day operations.
- Helps in achieving high density storage of products in the smallest of areas available.
- Bins / Bins Stoppers / Shelving Bodies / Shelves / Shelf partitions / Doors for shelving systems / Kick plates can be ordered separately as per your requirements.

Shelving System Finish

All Panda shelving components are manufactured in 0.8mm CRCA steel and are duly powder coated in Light Grey RAL 7035 colour.

Capacity

Shelf load capacities as per the **UDL** (Uniformly Distributed Load) are listed below :

| SHELF | SHELF SIZE IN MM | | | UDL |
|----------|------------------|-------|--------|--------|
| | Length | Width | Height | |
| ASUS 300 | 300 | 900 | 30 | 90 kg. |
| ASUS 400 | 400 | 900 | 30 | 80 kg. |

All dimensions in mm approx.

STANDARD SIZE

System Heights (mm) 1275, 1875, 2175 & 2375

System Width (mm) 900

System Depths (mm) 300 & 400.

Transparent Panda Bins are available in 300 & 400mm depths as standard. Panda Bins are also available in 450, 500 & 600mm depths subject to MOQ.



PANDA SHELVING SYSTEMS ORDERING CHART WITHOUT DOOR

WINGS

| SHELVING UNIT ART NO | SHELVING BODY | | | KICK PLATE | SHELVES | | PANDA SHELF BINS | | SYSTEM UDL |
|-------------------------|---------------|-----------|------------|--------------|----------|---------------|------------------|------------|--------------------------|
| | ART NO | ROLL POST | BACK PLATE | Art No ASUKP | ART NO | NO OF SHELVES | ART NO | NO OF BINS | UNIFORM DISTRIBUTED LOAD |
| ASU 1 | ASUB 123 | 2 Nos | 1 Set | 1 No | ASUS 300 | 13 Nos | PSB 301 | 108 Nos | 1000 Kgs. |
| ASU 2 | ASUB 123 | 2 Nos | 1 Set | 1 No | ASUS 300 | 9 Nos | PSB 302 | 72 Nos | 720 Kgs. |
| ASU 3 | ASUB 123 | 2 Nos | 1 Set | 1 No | ASUS 300 | 9 Nos | PSB 303 | 48 Nos | 720 Kgs. |
| ASU 4 | ASUB 123 | 2 Nos | 1 Set | -* | ASUS 300 | 8 Nos | PSB 304 | 28 Nos | 630 Kgs. |
| ASU 5 | ASUB 123 | 2 Nos | 1 Set | -* | ASUS 300 | 8 Nos | PSB 305 | 21 Nos | 630 Kgs. |
| ASU 6 | ASUB 124 | 2 Nos | 1 Set | 1 No | ASUS 400 | 13 Nos | PSB 401 | 108 Nos | 960 Kgs. |
| ASU 7 | ASUB 124 | 2 Nos | 1 Set | 1 No | ASUS 400 | 9 Nos | PSB 402 | 72 Nos | 640 Kgs. |
| ASU 8 | ASUB 124 | 2 Nos | 1 Set | 1 No | ASUS 400 | 9 Nos | PSB 403 | 48 Nos | 640 Kgs. |
| ASU 9 | ASUB 124 | 2 Nos | 1 Set | -* | ASUS 400 | 8 Nos | PSB 404 | 28 Nos | 560 Kgs. |
| ASU 10 | ASUB 124 | 2 Nos | 1 Set | -* | ASUS 400 | 8 Nos | PSB 405 | 21 Nos | 560 Kgs. |
| ASU 11 | ASUB 1245 | 2 Nos | 1 Set | 1 No | ASUS 450 | 13 Nos | PSB 451 | 108 Nos | 960 Kgs. |
| ASU 12 | ASUB 1245 | 2 Nos | 1 Set | 1 No | ASUS 450 | 9 Nos | PSB 452 | 72 Nos | 640 Kgs. |
| ASU 13 | ASUB 1245 | 2 Nos | 1 Set | 1 No | ASUS 450 | 9 Nos | PSB 453 | 48 Nos | 640 Kgs. |
| ASU 14 | ASUB 1245 | 2 Nos | 1 Set | - * | ASUS 450 | 8 Nos | PSB 454 | 28 Nos | 560 Kgs. |
| ASU 15 | ASUB 1245 | 2 Nos | 1 Set | - * | ASUS 450 | 8 Nos | PSB 455 | 21 Nos | 560 Kgs. |
| ASU 16 | ASUB 125 | 2 Nos | 1 Set | 1 No | ASUS 500 | 13 Nos | PSB 501 | 108 Nos | 900 Kgs. |
| ASU 17 | ASUB 125 | 2 Nos | 1 Set | 1 No | ASUS 500 | 9 Nos | PSB 502 | 72 Nos | 600 Kgs. |
| ASU 18 | ASUB 125 | 2 Nos | 1 Set | 1 No | ASUS 500 | 9 Nos | PSB 503 | 48 Nos | 600 Kgs. |
| ASU 19 | ASUB 125 | 2 Nos | 1 Set | -* | ASUS 500 | 8 Nos | PSB 504 | 28 Nos | 525 Kgs. |
| ASU 20 | ASUB 125 | 2 Nos | 1 Set | -* | ASUS 500 | 8 Nos | PSB 505 | 21 Nos | 525 Kgs. |
| ASU 21 | ASUB 126 | 2 Nos | 1 Set | 1 No | ASUS 600 | 13 Nos | PSB 601 | 108 Nos | 840 Kgs. |
| ASU 22 | ASUB 126 | 2 Nos | 1 Set | 1 No | ASUS 600 | 9 Nos | PSB 602 | 72 Nos | 560 Kgs. |
| ASU 23 | ASUB 126 | 2 Nos | 1 Set | 1 No | ASUS 600 | 9 Nos | PSB 603 | 48 Nos | 560 Kgs. |
| ASU 24 | ASUB 126 | 2 Nos | 1 Set | - * | ASUS 600 | 8 Nos | PSB 604 | 28 Nos | 490 Kgs. |
| ASU 25 | ASUB 126 | 2 Nos | 1 Set | - * | ASUS 600 | 8 Nos | PSB 605 | 21 Nos | 490 Kgs. |
| ASU 26 | ASUB 183 | 2 Nos | 1 Set | 1 No | ASUS 300 | 19 Nos | PSB 301 | 162 Nos | 1000 Kgs. |
| ASU 27 | ASUB 183 | 2 Nos | 1 Set | 1 No | ASUS 300 | 13 Nos | PSB 302 | 108 Nos | 1000 Kgs. |
| ASU 28 | ASUB 183 | 2 Nos | 1 Set | 1 No | ASUS 300 | 13 Nos | PSB 303 | 72 Nos | 1000 Kgs. |
| ASU 29 | ASUB 183 | 2 Nos | 1 Set | 1 No | ASUS 300 | 11 Nos | PSB 304 | 40 Nos | 900 Kgs. |
| ASU 30 | ASUB 183 | 2 Nos | 1 Set | 1 No | ASUS 300 | 11 Nos. | PSB 305 | 30 Nos | 900 Kgs. |
| ASU 31 | ASUB 184 | 2 Nos | 1 Set | 1 No | ASUS 400 | 19 Nos | PSB 401 | 162 Nos | 1000 Kgs. |
| ASU 32 | ASUB 184 | 2 Nos. | 1 Set | 1 No | ASUS 400 | 13 Nos | PSB 402 | 108 Nos | 960 Kgs. |
| ASU 33 | ASUB 184 | 2 Nos | 1 Set | 1 No | ASUS 400 | 13 Nos | PSB 403 | 72 Nos | 960 Kgs. |
| ASU 34 | ASUB 184 | 2 Nos | 1 Set | 1 No | ASUS 400 | 11 Nos | PSB 404 | 40 Nos | 800 Kgs. |
| ASU 35 | ASUB 184 | 2 Nos | 1 Set | 1 No | ASUS 400 | 11 Nos | PSB 405 | 30 Nos | 800 Kgs. |
| ASU 36 | ASUB 1845 | 2 Nos | 1 Set | 1 No | ASUS 450 | 19 Nos | PSB 451 | 162 Nos | 1000 Kgs. |
| ASU 37 | ASUB 1845 | 2 Nos | 1 Set | 1 No | ASUS 450 | 13 Nos | PSB 452 | 108 Nos | 960 Kgs. |

| SHELVING UNIT ART NO | SHELVING BODY | | | KICK PLATE | SHELVES | | PANDA SHELF BINS | | SYSTEM UDL |
|-------------------------|---------------|-----------|------------|--------------|----------|----------------|------------------|------------|--------------------------|
| | ART NO | ROLL POST | BACK PLATE | Art No ASUKP | ART NO | NO. OF SHELVES | ART NO | NO OF BINS | UNIFORM DISTRIBUTED LOAD |
| ASU 38 | ASUB 1845 | 2 Nos | 1 Set | 1 No | ASUS 450 | 13 Nos | PSB 453 | 72 Nos | 960 Kgs. |
| ASU 39 | ASUB 1845 | 2 Nos | 1 Set | 1 No | ASUS 450 | 11 Nos | PSB 454 | 40 Nos | 800 Kgs. |
| ASU 40 | ASUB 1845 | 2 Nos | 1 Set | 1 No | ASUS 450 | 11 Nos | PSB 455 | 30 Nos | 800 Kgs. |
| ASU 41 | ASUB 185 | 2 Nos | 1 Set | 1 No | ASUS 500 | 19 Nos | PSB 501 | 162 Nos | 1000 Kgs. |
| ASU 42 | ASUB 185 | 2 Nos | 1 Set | 1 No | ASUS 500 | 13 Nos | PSB 502 | 108 Nos | 900 Kgs. |
| ASU 43 | ASUB 185 | 2 Nos | 1 Set | 1 No | ASUS 500 | 13 Nos | PSB 503 | 72 Nos | 900 Kgs. |
| ASU 44 | ASUB 185 | 2 Nos | 1 Set | 1 No | ASUS 500 | 11 Nos | PSB 504 | 40 Nos | 750 Kgs. |
| ASU 45 | ASUB 185 | 2 Nos | 1 Set | 1 No | ASUS 500 | 11 Nos | PSB 505 | 30 Nos | 750 Kgs. |
| ASU 46 | ASUB 186 | 2 Nos | 1 Set | 1 No | ASUS 600 | 19 Nos | PSB 601 | 162 Nos | 1000 Kgs. |
| ASU 47 | ASUB 186 | 2 Nos | 1 Set | 1 No | ASUS 600 | 13 Nos | PSB 602 | 108 Nos | 840 Kgs. |
| ASU 48 | ASUB 186 | 2 Nos | 1 Set | 1 No | ASUS 600 | 13 Nos | PSB 603 | 72 Nos | 840 Kgs. |
| ASU 49 | ASUB 186 | 2 Nos | 1 Set | 1 No | ASUS 600 | 11 Nos | PSB 604 | 40 Nos | 700 Kgs. |
| ASU 50 | ASUB 186 | 2 Nos | 1 Set | 1 No | ASUS 600 | 11 Nos | PSB 605 | 30 Nos | 700 Kgs. |
| ASU 51 | ASUB 213 | 2 Nos | 1 Set | 1 No | ASUS 300 | 22 Nos | PSB 301 | 189 Nos | 1000 Kgs. |
| ASU 52 | ASUB 213 | 2 Nos | 1 Set | 1 No | ASUS 300 | 15 Nos | PSB 302 | 1126 Nos | 1000 Kgs. |
| ASU 53 | ASUB 213 | 2 Nos | 1 Set | 1 No | ASUS 300 | 15 Nos | PSB 303 | 84 Nos | 1000 Kgs. |
| ASU 54 | ASUB 213 | 2 Nos | 1 Set | 1 No | ASUS 300 | 13 Nos | PSB 304 | 48 Nos | 1000 Kgs. |
| ASU-55 | ASUB 213 | 2 Nos | 1 Set | 1 No | ASUS 300 | 13 Nos | PSB 305 | 36 Nos | 1000 Kgs. |
| ASU 56 | ASUB 214 | 2 Nos | 1 Set | 1 No | ASUS 400 | 22 Nos | PSB 401 | 189 Nos | 1000 Kgs. |
| ASU 57 | ASUB 214 | 2 Nos | 1 Set | 1 No | ASUS 400 | 15 Nos | PSB 402 | 126 Nos | 1000 Kgs. |
| ASU 58 | ASUB 214 | 2 Nos | 1 Set | 1 No | ASUS 400 | 15 Nos | PSB 403 | 84 Nos | 1000 Kgs. |
| ASU 59 | ASUB 214 | 2 Nos | 1 Set | 1 No | ASUS 400 | 13 Nos | PSB 404 | 48 Nos | 960 Kgs. |
| ASU 60 | ASUB 214 | 2 Nos | 1 Set | 1 No | ASUS 400 | 13Nos | PSB 405 | 36 Nos | 960 Kgs. |
| ASU 61 | ASUB 2145 | 2 Nos | 1 Set | 1 No | ASUS 450 | 22 Nos | PSB 451 | 189 Nos | 1000 Kgs. |
| ASU 62 | ASUB 2145 | 2 Nos | 1 Set | 1 No | ASUS 450 | 15 Nos | PSB 452 | 126 Nos | 1000 Kgs. |
| ASU 63 | ASUB 2145 | 2 Nos | 1 Set | 1 No | ASUS 450 | 15 Nos | PSB 453 | 84 Nos | 1000 Kgs. |
| ASU 64 | ASUB 2145 | 2 Nos | 1 Set | 1 No | ASUS 450 | 13 Nos | PSB 454 | 48 Nos | 960 Kgs. |
| ASU 65 | ASUB 2145 | 2 Nos | 1 Set | 1 No | ASUS 450 | 13 Nos | PSB 455 | 36 Nos | 960 Kgs. |
| ASU 66 | ASUB 215 | 2 Nos | 1 Set | 1 No | ASUS 500 | 22 Nos | PSB 501 | 189 Nos | 1000 Kgs. |
| ASU 67 | ASUB 215 | 2 Nos | 1 Set | 1 No | ASUS 500 | 15 Nos | PSB 502 | 126 Nos | 1000 Kgs. |
| ASU 68 | ASUB 215 | 2 Nos | 1 Set | 1 No | ASUS 500 | 15 Nos | PSB 503 | 84 Nos | 1000 Kgs. |
| ASU 69 | ASUB 215 | 2 Nos | 1 Set | 1 No | ASUS 500 | 13 Nos | PSB 504 | 48 Nos | 900 Kgs. |
| ASU 70 | ASUB 215 | 2 Nos | 1 Set | 1 No | ASUS 500 | 13 Nos | PSB 505 | 36 Nos | 900 Kgs. |
| ASU 71 | ASUB 216 | 2 Nos | 1 Set | 1 No | ASUS 600 | 22 Nos | PSB 601 | 189 Nos | 1000 Kgs. |
| ASU 72 | ASUB 216 | 2 Nos | 1 Set | 1 No | ASUS 600 | 15 Nos | PSB 602 | 126 Nos | 980 Kgs. |
| ASU 73 | ASUB 216 | 2 Nos | 1 Set | 1 No | ASUS 600 | 15 Nos | PSB 603 | 84 Nos | 980 Kgs. |
| ASU 74 | ASUB 216 | 2 Nos | 1 Set | 1 No | ASUS 600 | 13 Nos | PSB 604 | 48 Nos | 840 Kgs. |

PANDA SHELVING SYSTEMS ORDERING CHART WITHOUT DOOR

WINGS

| SHELVING UNIT ART NO | SHELVING BODY | | | KICK PLATE | SHELVES | | PANDA SHELF BINS | | SYSTEM UDL |
|-------------------------|---------------|-----------|------------|-----------------|----------|---------------|------------------|------------|-----------------------------|
| | ART NO | ROLL POST | BACK PLATE | Art No ASUKP | ART NO | NO OF SHELVES | ART NO | NO OF BINS | UNIFORM DISTRIBUTED LOAD |
| ASU 75 | ASUB 216 | 2 Nos | 1 Set | 1 No | ASUS 600 | 13 Nos | PSB 605 | 36 Nos | 840 Kgs. |
| ASU 76 | ASUB 233 | 2 Nos | 1 Set | 1 No | ASUS 300 | 24 Nos | PSB 301 | 207 Nos | 1000 Kgs. |
| ASU 77 | ASUB 233 | 2 Nos | 1 Set | 1 No | ASUS 300 | 16 Nos | PSB 302 | 135 Nos | 1000 Kgs. |
| ASU 78 | ASUB 233 | 2 Nos | 1 Set | 1 No | ASUS 300 | 16 Nos | PSB 303 | 90 Nos | 1000 Kgs. |
| ASU 79 | ASUB 233 | 2 Nos | 1 Set | 1 No | ASUS 300 | 14 Nos | PSB 304 | 52 Nos | 1000 Kgs. |
| ASU 80 | ASUB 233 | 2 Nos | 1 Set | 1 No | ASUS 300 | 14 Nos | PSB 305 | 39 Nos | 1000 Kgs. |
| ASU 81 | ASUB 234 | 2 Nos | 1 Set | 1 No | ASUS 400 | 24 Nos | PSB 401 | 207 Nos | 1000 Kgs. |
| ASU 82 | ASUB 234 | 2 Nos | 1 Set | 1 No | ASUS 400 | 16 Nos | PSB 402 | 135 Nos | 1000 Kgs. |
| ASU 83 | ASUB 234 | 2 Nos | 1 Set | 1 No | ASUS 400 | 16 Nos | PSB 403 | 90 Nos | 1000 Kgs. |
| ASU 84 | ASUB 234 | 2 Nos | 1 Set | 1 No | ASUS 400 | 14 Nos | PSB 404 | 52 Nos | 1000 Kgs. |
| ASU 85 | ASUB 234 | 2 Nos | 1 Set | 1 No | ASUS 400 | 14 Nos | PSB 405 | 39 Nos | 1000 Kgs. |
| ASU 86 | ASUB 2345 | 2 Nos | 1 Set | 1 No | ASUS 450 | 24 Nos | PSB 451 | 207 Nos | 1000 Kgs. |
| ASU 87 | ASUB 2345 | 2 Nos | 1 Set | 1 No | ASUS 450 | 16 Nos | PSB 452 | 135 Nos | 1000 Kgs. |
| ASU 88 | ASUB 2345 | 2 Nos | 1 Set | 1 No | ASUS 450 | 16 Nos | PSB 453 | 90 Nos | 1000 Kgs. |
| ASU 89 | ASUB 2345 | 2 Nos | 1 Set | 1 No | ASUS 450 | 14 Nos | PSB 454 | 52 Nos | 1000 Kgs. |
| ASU 90 | ASUB 2345 | 2 Nos | 1 Set | 1 No | ASUS 450 | 14 Nos | PSB 455 | 39 Nos | 1000 Kgs. |
| ASU 91 | ASUB 235 | 2 Nos | 1 Set | 1 No | ASUS 500 | 24 Nos | PSB 501 | 207 Nos | 1000 Kgs. |
| ASU 92 | ASUB 235 | 2 Nos | 1 Set | 1 No | ASUS 500 | 16 Nos | PSB 502 | 135 Nos | 1000- Kgs. |
| ASU 93 | ASUB 235 | 2 Nos | 1 Set | 1 No | ASUS 500 | 16 Nos | PSB 503 | 90 Nos | 1000- Kgs. |
| ASU 94 | ASUB 235 | 2 Nos | 1 Set | 1 No | ASUS 500 | 14 Nos | PSB 504 | 52 Nos | 975 Kgs. |
| ASU 95 | ASUB 235 | 2 Nos | 1 Set | 1 No | ASUS 500 | 14 Nos | PSB 505 | 39 Nos | 975 Kgs. |
| ASU 96 | ASUB 236 | 2 Nos | 1 Set | 1 No | ASUS 600 | 24 Nos | PSB 601 | 207 Nos | 1000 Kgs. |
| ASU 97 | ASUB 236 | 2 Nos | 1 Set | 1 No | ASUS 600 | 16 Nos | PSB 602 | 135 Nos | 1000 Kgs. |
| ASU 98 | ASUB 236 | 2 Nos | 1 Set | 1 No | ASUS 600 | 16 Nos | PSB 603 | 90 Nos | 1000 Kgs. |
| ASU 99 | ASUB 236 | 2 Nos | 1 Set | 1 No | ASUS 600 | 14 Nos | PSB 604 | 52 Nos | 910 Kgs. |
| ASU 100 | ASUB 236 | 2 Nos | 1 Set | 1 No | ASUS 600 | 14 Nos | PSB 605 | 39 Nos | 910 Kgs. |

★ Maximum Bay load capacity is 1000 kgs.

Back Plate : Back plate is a set consisting of 2 pcs.

ASU 4* : No Kick Plate in standard unit, if Kick Plate is required then there will be 7 Nos of ASUS 300 Shelves & 24 Nos of PSB 304 Bins. System UDL 540 Kgs.

ASU 5* : No Kick Plate in standard unit, if Kick Plate is required then there will be 7 Nos of ASUS 300 Shelves & 18 Nos of PSB 305 Bins. System UDL 540 Kgs.

ASU 9* : No Kick Plate in standard unit, if Kick Plate is required then there will be 7 Nos of ASUS 400 Shelves & 24 Nos of PSB 404 Bins. System UDL 480 Kgs.

ASU 10* : No Kick Plate in standard unit, if Kick Plate is required then there will be 7 Nos of ASUS 400 Shelves & 18 Nos of PSB 405 Bins. System UDL 480 Kgs.

ASU 14 : No Kick Plate in standard unit, if Kick Plate is required then there will be 7 Nos of ASUS 450 Shelves & 24 Nos of PSB 454 Bins. System UDL 480 Kgs.

ASU 15 : No Kick Plate in standard unit, if Kick Plate is required then there will be 7 Nos of ASUS 450 Shelves & 18 Nos of PSB 455 Bins. System UDL 480 Kgs.

ASU 19 : No Kick Plate in standard unit, if Kick Plate is required then there will be 7 Nos of ASUS 500 Shelves & 24 Nos of PSB 504 Bins. System UDL 450 Kgs.

ASU 20 : No Kick Plate in standard unit, if Kick Plate is required then there will be 7 Nos of ASUS 500 Shelves & 18 Nos of PSB 505 Bins. System UDL 450 Kgs.

ASU 24 : No Kick Plate in standard unit, if Kick Plate is required then there will be 7 Nos of ASUS 600 Shelves & 24 Nos of PSB 604 Bins. System UDL 420 Kgs.

ASU 25 : No Kick Plate in standard unit, if Kick Plate is required then there will be 7 Nos of ASUS 600 Shelves & 18 Nos of PSB 605 Bins. System UDL 420 Kgs.

| SHELVING UNIT ART NO | SHELVING BODY | | | DOOR SET ART NO | SHELVES | | PANDA SHELF BINS | | SYSTEM UDL UNIFORM DISTRIBUTED LOAD |
|-------------------------|---------------|--------------|---------------|--------------------|----------|------------------|------------------|------------|---|
| | ART NO | ROLL POST | BACK PLATE | | ART NO | NO OF SHELVES | ART NO | NO OF BINS | |
| ASU 1 | ASUB 123 | 2 Nos | 1 Set | ASUD 1275 | ASUS 300 | 12 Nos | PSB 301 | 99 Nos | 990 Kgs. |
| ASU 2 | ASUB 123 | 2 Nos | 1 Set | ASUD 1275 | ASUS 300 | 8 Nos | PSB 302 | 63 Nos | 630 Kgs. |
| ASU 3 | ASUB 123 | 2 Nos | 1 Set | ASUD 1275 | ASUS 300 | 8 Nos | PSB 303 | 42 Nos | 630 Kgs. |
| ASU 4 | ASUB 123 | 2 Nos | 1 Set | ASUD 1275 | ASUS 300 | 7 Nos | PSB 304 | 24 Nos | 540 Kgs. |
| ASU 5 | ASUB 123 | 2 Nos | 1 Set | ASUD 1275 | ASUS 300 | 7 Nos | PSB 305 | 18 Nos | 540 Kgs. |
| ASU 6 | ASUB 124 | 2 Nos | 1 Set | ASUD 1275 | ASUS 400 | 12 Nos | PSB 401 | 99 Nos | 880 Kgs. |
| ASU 7 | ASUB 124 | 2 Nos | 1 Set | ASUD 1275 | ASUS 400 | 8 Nos | PSB 402 | 63 Nos | 560 Kgs. |
| ASU 8 | ASUB 124 | 2 Nos | 1 Set | ASUD 1275 | ASUS 400 | 8 Nos | PSB 403 | 42 Nos | 560 Kgs. |
| ASU 9 | ASUB 124 | 2 Nos | 1 Set | ASUD 1275 | ASUS 400 | 7 Nos | PSB 404 | 24 Nos | 480 Kgs. |
| ASU 10 | ASUB 124 | 2 Nos | 1 Set | ASUD 1275 | ASUS 400 | 7 Nos | PSB 405 | 18 Nos | 480 Kgs. |
| ASU 11 | ASUB 1245 | 2 Nos | 1 Set | ASUD 1275 | ASUS 450 | 12 Nos | PSB 451 | 99 Nos | 860 Kgs. |
| ASU 12 | ASUB 1245 | 2 Nos | 1 Set | ASUD 1275 | ASUS 450 | 8 Nos | PSB 452 | 63 Nos | 560 Kgs. |
| ASU 13 | ASUB 1245 | 2 Nos | 1 Set | ASUD 1275 | ASUS 450 | 8 Nos | PSB 453 | 42 Nos | 560 Kgs. |
| ASU 14 | ASUB 1245 | 2 Nos | 1 Set | ASUD 1275 | ASUS 450 | 7 Nos | PSB 454 | 24 Nos | 480 Kgs. |
| ASU 15 | ASUB 1245 | 2 Nos | 1 Set | ASUD 1275 | ASUS 450 | 7 Nos | PSB 455 | 18 Nos | 480 Kgs. |
| ASU 16 | ASUB 125 | 2 Nos | 1 Set | ASUD 1275 | ASUS 500 | 12 Nos | PSB 501 | 99 Nos | 875 Kgs. |
| ASU 17 | ASUB 125 | 2 Nos | 1 Set | ASUD 1275 | ASUS 500 | 8 Nos | PSB 502 | 63 Nos | 525 Kgs. |
| ASU 18 | ASUB 125 | 2 Nos | 1 Set | ASUD 1275 | ASUS 500 | 8 Nos | PSB 503 | 42 Nos | 525 Kgs. |
| ASU 19 | ASUB 125 | 2 Nos | 1 Set | ASUD 1275 | ASUS 500 | 7 Nos | PSB 504 | 24 Nos | 450 Kgs. |
| ASU 20 | ASUB 125 | 2 Nos | 1 Set | ASUD 1275 | ASUS 500 | 7 Nos | PSB 505 | 18 Nos | 450 Kgs. |
| ASU 21 | ASUB 126 | 2 Nos | 1 Set | ASUD 1275 | ASUS 600 | 12 Nos | PSB 601 | 99 Nos | 770 Kgs. |
| ASU 22 | ASUB 126 | 2 Nos | 1 Set | ASUD 1275 | ASUS 600 | 8 Nos | PSB 602 | 63 Nos | 490 Kgs. |
| ASU 23 | ASUB 126 | 2 Nos | 1 Set | ASUD 1275 | ASUS 600 | 8 Nos | PSB 603 | 42 Nos | 490 Kgs. |
| ASU 24 | ASUB 126 | 2 Nos | 1 Set | ASUD 1275 | ASUS 600 | 7 Nos | PSB 604 | 24 Nos | 420 Kgs. |
| ASU 25 | ASUB 126 | 2 Nos | 1 Set | ASUD 1275 | ASUS 600 | 7 Nos | PSB 605 | 18 Nos | 420 Kgs. |
| ASU 26 | ASUB 183 | 2 Nos | 1 Set | ASUD 1875 | ASUS 300 | 18 Nos | PSB 301 | 153 Nos | 1000 Kgs. |
| ASU 27 | ASUB 183 | 2 Nos | 1 Set | ASUD 1875 | ASUS 300 | 12 Nos | PSB 302 | 99 Nos | 990 Kgs. |
| ASU 28 | ASUB 183 | 2 Nos | 1 Set | ASUD 1875 | ASUS 300 | 12 Nos | PSB 303 | 66 Nos | 990 Kgs. |
| ASU 29 | ASUB 183 | 2 Nos | 1 Set | ASUD 1875 | ASUS 300 | 11 Nos | PSB 304 | 40 Nos | 900 Kgs. |
| ASU 30 | ASUB 183 | 2 Nos | 1 Set | ASUD 1875 | ASUS 300 | 11 Nos | PSB 305 | 30 Nos | 900 Kgs. |
| ASU 31 | ASUB 184 | 2 Nos | 1 Set | ASUD 1875 | ASUS 400 | 18 Nos | PSB 401 | 153 Nos | 1000 Kgs. |
| ASU 32 | ASUB 184 | 2 Nos | 1 Set | ASUD 1875 | ASUS 400 | 12 Nos | PSB 402 | 99 Nos | 880 Kgs. |
| ASU 33 | ASUB 184 | 2 Nos | 1 Set | ASUD 1875 | ASUS 400 | 12 Nos | PSB 403 | 66 Nos | 880 Kgs. |
| ASU 34 | ASUB 184 | 2 Nos | 1 Set | ASUD 1875 | ASUS 400 | 11 Nos | PSB 404 | 40 Nos | 800 Kgs. |
| ASU 35 | ASUB 184 | 2 Nos | 1 Set | ASUD 1875 | ASUS 400 | 11 Nos | PSB 405 | 30 Nos | 800 Kgs. |
| ASU 36 | ASUB 1845 | 2 Nos | 1 Set | ASUD 1875 | ASUS 450 | 18 Nos | PSB 451 | 153 Nos | 1000 Kgs. |
| ASU 37 | ASUB 1845 | 2 Nos | 1 Set | ASUD 1875 | ASUS 450 | 12 Nos | PSB 452 | 99 Nos | 880 Kgs. |
| ASU 38 | ASUB 1845 | 2 Nos | 1 Set | ASUD 1875 | ASUS 450 | 12 Nos | PSB 453 | 66 Nos | 880 Kgs. |
| ASU 39 | ASUB 1845 | 2 Nos | 1 Set | ASUD 1875 | ASUS 450 | 11 Nos | PSB 454 | 40 Nos | 800 Kgs. |
| ASU 40 | ASUB 1845 | 2 Nos | 1 Set | ASUD 1875 | ASUS 450 | 11 Nos | PSB 455 | 30 Nos | 800 Kgs. |
| ASU 41 | ASUB 185 | 2 Nos | 1 Set | ASUD 1875 | ASUS 500 | 18 Nos | PSB 501 | 153 Nos | 1000 Kgs. |
| ASU 42 | ASUB 185 | 2 Nos | 1 Set | ASUD 1875 | ASUS 500 | 12 Nos | PSB 502 | 99 Nos | 825 Kgs. |

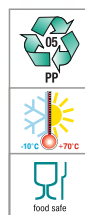
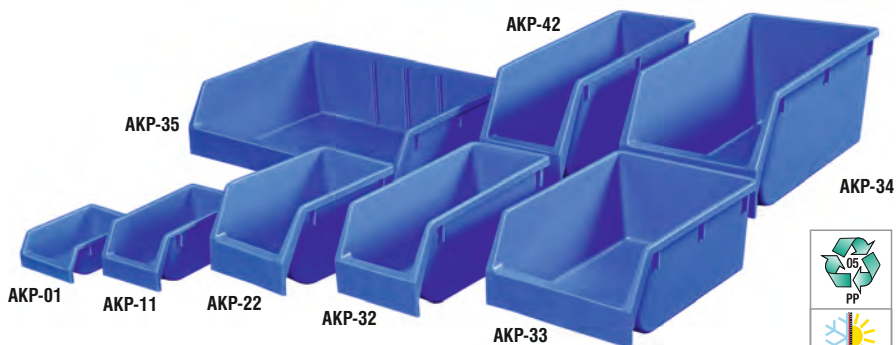
PANDA SHELVING SYSTEMS ORDERING CHART WITH DOOR

WINGS

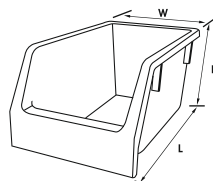
| SHELVING UNIT ART NO | SHELVING BODY | | | DOOR SET ART NO | SHELVES | | PANDA SHELF BINS | | SYSTEM UDL UNIFORM DISTRIBUTED LOAD |
|-------------------------|---------------|--------------|---------------|--------------------|----------|------------------|------------------|------------|---|
| | ART NO | ROLL POST | BACK PLATE | | ART NO | NO OF SHELVES | ART NO | NO OF BINS | |
| ASU 43 | ASUB 185 | 2 Nos. | 1 Set | ASUD 1875 | ASUS 500 | 12 Nos | PSB 503 | 66 Nos | 825 Kgs. |
| ASU 44 | ASUB 185 | 2 Nos | 1 Set | ASUD 1875 | ASUS 500 | 11 Nos | PSB 504 | 40 Nos | 750 Kgs. |
| ASU 45 | ASUB 185 | 2 Nos | 1 Set | ASUD 1875 | ASUS 500 | 11 Nos | PSB 505 | 30 Nos | 750 Kgs. |
| ASU 46 | ASUB 186 | 2 Nos | 1 Set | ASUD 1875 | ASUS 600 | 18 Nos | PSB 601 | 153 Nos | 1000 Kgs. |
| ASU 47 | ASUB 186 | 2 Nos | 1 Set | ASUD 1875 | ASUS 600 | 12 Nos | PSB 602 | 99 Nos | 770 Kgs. |
| ASU 48 | ASUB 186 | 2 Nos | 1 Set | ASUD 1875 | ASUS 600 | 12 Nos | PSB 603 | 66 Nos | 770 Kgs. |
| ASU 49 | ASUB 186 | 2 Nos | 1 Set | ASUD 1875 | ASUS 600 | 11 Nos | PSB 604 | 40 Nos | 700 Kgs. |
| ASU 50 | ASUB 186 | 2 Nos | 1 Set | ASUD 1875 | ASUS 600 | 11 Nos | PSB 605 | 30 Nos | 700 Kgs. |
| ASU 51 | ASUB 213 | 2 Nos | 1 Set | ASUD 2175 | ASUS 300 | 21Nos | PSB 301 | 180 Nos | 1000 Kgs. |
| ASU 52 | ASUB 213 | 2 Nos | 1 Set | ASUD 2175 | ASUS 300 | 14 Nos | PSB 302 | 117 Nos | 1000 Kgs. |
| ASU 53 | ASUB 213 | 2 Nos | 1 Set | ASUD 2175 | ASUS 300 | 14 Nos | PSB 303 | 78 Nos | 1000 Kgs. |
| ASU 54 | ASUB 213 | 2 Nos | 1 Set | ASUD 2175 | ASUS 300 | 12 Nos | PSB 304 | 44 Nos | 990 Kgs. |
| ASU 55 | ASUB 213 | 2 Nos | 1 Set | ASUD 2175 | ASUS 300 | 12 Nos | PSB 305 | 33 Nos | 990 Kgs. |
| ASU 56 | ASUB 214 | 2 Nos | 1 Set | ASUD 2175 | ASUS 400 | 21 Nos | PSB 401 | 180 Nos | 1000 Kgs. |
| ASU 57 | ASUB 214 | 2 Nos | 1 Set | ASUD 2175 | ASUS 400 | 14 Nos | PSB 402 | 117 Nos | 1000 Kgs. |
| ASU 58 | ASUB 214 | 2 Nos | 1 Set | ASUD 2175 | ASUS 400 | 14 Nos | PSB 403 | 78 Nos | 1000 Kgs. |
| ASU 59 | ASUB 214 | 2 Nos | 1 Set | ASUD 2175 | ASUS 400 | 12 Nos | PSB 404 | 44 Nos | 880 Kgs. |
| ASU 60 | ASUB 214 | 2 Nos | 1 Set | ASUD 2175 | ASUS 400 | 12 Nos | PSB 405 | 33 Nos | 880 Kgs. |
| ASU 61 | ASUB 2145 | 2 Nos | 1 Set | ASUD 2175 | ASUS 450 | 21 Nos | PSB 451 | 180 Nos | 1000 Kgs. |
| ASU 62 | ASUB 2145 | 2 Nos | 1 Set | ASUD 2175 | ASUS 450 | 14 Nos | PSB 452 | 117 Nos | 1000 Kgs. |
| ASU 63 | ASUB 2145 | 2 Nos | 1 Set | ASUD 2175 | ASUS 450 | 14 Nos | PSB 453 | 78 Nos | 1000 Kgs. |
| ASU 64 | ASUB 2145 | 2 Nos | 1 Set | ASUD 2175 | ASUS 450 | 12 Nos | PSB 454 | 44 Nos | 880 Kgs. |
| ASU 65 | ASUB 2145 | 2 Nos | 1 Set | ASUD 2175 | ASUS 450 | 12 Nos | PSB 455 | 33 Nos | 880 Kgs. |
| ASU 66 | ASUB 215 | 2 Nos | 1 Set | ASUD 2175 | ASUS 500 | 21 Nos | PSB 501 | 180 Nos | 1000 Kgs. |
| ASU 67 | ASUB 215 | 2 Nos | 1 Set | ASUD 2175 | ASUS 500 | 14 Nos | PSB 502 | 117 Nos | 975 Kgs. |
| ASU 68 | ASUB 215 | 2 Nos | 1 Set | ASUD 2175 | ASUS 500 | 14 Nos | PSB 503 | 78 Nos | 975 Kgs. |
| ASU 69 | ASUB 215 | 2 Nos | 1 Set | ASUD 2175 | ASUS 500 | 12 Nos | PSB 504 | 44 Nos | 825 Kgs. |
| ASU 70 | ASUB 215 | 2 Nos | 1 Set | ASUD 2175 | ASUS 500 | 12 Nos | PSB 505 | 33 Nos | 825 Kgs. |
| ASU 71 | ASUB 216 | 2 Nos | 1 Set | ASUD 2175 | ASUS 600 | 21 Nos | PSB 601 | 180 Nos | 1000 Kgs. |
| ASU 72 | ASUB 216 | 2 Nos | 1 Set | ASUD 2175 | ASUS 600 | 14 Nos | PSB 602 | 117 Nos | 910 Kgs. |
| ASU 73 | ASUB 216 | 2 Nos | 1 Set | ASUD 2175 | ASUS 600 | 14 Nos | PSB 603 | 78 Nos | 910 Kgs. |
| ASU 74 | ASUB 216 | 2 Nos | 1 Set | ASUD 2175 | ASUS 600 | 12 Nos | PSB 604 | 44 Nos | 770 Kgs. |
| ASU 75 | ASUB 216 | 2 Nos | 1 Set | ASUD 2175 | ASUS 600 | 12 Nos | PSB 605 | 33 Nos | 770 Kgs. |

* Maximum Bay load capacity is 1000 kgs.

- Please note in ASU 1 / 6 / 11 / 16 / 21 / 26 / 31 / 36 / 41 / 46 / 51 / 56 / 61 / 66 / 71 there will be 2 spare holes after assembly as suggested above, this can be adjusted by leaving 1 hole spacing for lower 2 shelves.
- Please note in ASU 2 / 3 / 4 / 5 / 7 / 8 / 9 / 10 / 12 / 13 / 14 / 15 / 17 / 18 / 19 / 20 / 22 / 23 / 24 / 25 / 27 / 28 / 32 / 33 / 37 / 38 / 42 / 43 / 47 / 48 / 52 / 53 / 57 / 58 / 62 / 63 / 67 / 68 / 72 / 73 there will be 4 spare holes after assembly as suggested above this can be adjusted by leaving 1 hole spacing for lower 4 shelves.
- Please note in ASU 54 / 55 / 59 / 60 / 64 / 65 / 69 / 70 / 74 / 75 there will be 5 spare holes after assembly as suggested above this can be adjusted by leaving 1 hole spacing for lower 5 shelves.
- Please note as the door set includes 2 lintels, there is no need to use kick plate for Panda Shelving Systems with door.
- Assembly instruction chart provided with Shelving System body kits.



- **MADE FROM POLYPROPYLENE COPOLYMER.**
- KOALA PICK BINS nest to save transportation cost by almost 70%.
- The clear design of KOALA PICK BINS make them easy to clean and use in dust free environments like Hospitals.
- Extra wide front face for sticking identification labels for easy content identification.
- Provision for vertical dividers to increase storage options in KOALA BIN AKP-35.
- KOALA PICK BINS AKP-01 / AKP-11 / AKP-22 / AKP-32 / AKP-33 / AKP-35 have full length rear lip supports provided for hanging bins on louvered panels or rails.
- KOALA PICK BINS AKP-32 / AKP-33 / AKP-35 / AKP-42 / AKP-43 designed to fit roll post shelving systems.
- Anti skid strips provided at the base.



| | |
|--------------------------|------------------------------|
| Art No | : AKP-01 |
| Outside Dimensions in mm | : 130 (L) x 105 (W) x 60 (H) |
| Inside Dimensions in mm | : 105 (L) x 90 (W) x 55 (H) |
| Effective Height in mm | : 26 |
| Standard Packing | : 64 pcs. per ctn. |
| Volume Per Box CBM | : 0.0319 |
| Slots for Partition | : NA |
| Colour | : Blue |



| | |
|--------------------------|------------------------------|
| Art No | : AKP-11 |
| Outside Dimensions in mm | : 180 (L) x 105 (W) x 90 (H) |
| Inside Dimensions in mm | : 155 (L) x 90 (W) x 85 (H) |
| Effective Height in mm | : 42 |
| Standard Packing | : 40 pcs. per ctn. |
| Volume Per Box CBM | : 0.0414 |
| Slots for Partition | : NA |
| Colour | : Blue |



| | |
|--------------------------|-------------------------------|
| Art No | : AKP-22 |
| Outside Dimensions in mm | : 220 (L) x 140 (W) x 140 (H) |
| Inside Dimensions in mm | : 195 (L) x 125 (W) x 135 (H) |
| Effective Height in mm | : 65 |
| Standard Packing | : 24 pcs. per ctn. |
| Volume Per Box CBM | : 0.0475 |
| Slots for Partition | : NA |
| Colour | : Blue |

All dimensions in mm approx.



Art No : **AKP-32**
 Outside Dimensions in mm : 300 (L) x 140 (W) x 140 (H)
 Inside Dimensions in mm : 270 (L) x 125 (W) x 135 (H)
 Effective Height in mm : 65
 Standard Packing : 24 pcs. per ctn.
 Volume Per Box CBM : 0.0617
 Slots for Partition : NA
 Colour : Blue



Art No : **AKP-33**
 Outside Dimensions in mm : 300 (L) x 215 (W) x 140 (H)
 Inside Dimensions in mm : 270 (L) x 200 (W) x 135 (H)
 Effective Height in mm : 65
 Standard Packing : 16 pcs. per ctn.
 Volume Per Box CBM : 0.0679
 Slots for Partition : NA
 Colour : Blue



Art No : **AKP-35**
 Outside Dimensions in mm : 300 (L) x 435 (W) x 140 (H)
 Inside Dimensions in mm : 270 (L) x 410 (W) x 135 (H)
 Effective Height in mm : 65
 Standard Packing : 8 pcs. per ctn.
 Volume Per Box CBM : 0.0855
 Slots for Partition : 3 slots for Vertical Partitions.
 Colour : Blue




Art No : **AKP-42**
 Outside Dimensions in mm : 400 (L) x 145 (W) x 200 (H)
 Inside Dimensions in mm : 360 (L) x 125 (W) x 195 (H)
 Effective Height in mm : 95
 Standard Packing : 18 pcs. per ctn.
 Volume Per Box CBM : 0.0905
 Slots for Partition : NA
 Colour : Blue



Art No : **AKP-43**
 Outside Dimensions in mm : 400 (L) x 215 (W) x 200 (H)
 Inside Dimensions in mm : 360 (L) x 200 (W) x 195 (H)
 Effective Height in mm : 95
 Standard Packing : 12 pcs. per ctn.
 Volume Per Box CBM : 0.0905
 Slots for Partition : NA
 Colour : Blue

All dimensions in mm approx.



Koala Pick Bin AKP-35 fitted with
 1 No of AKP-35 VP vertical partitions.

KOALA PICK BIN PARTITION

Vertical Partition for KOALA BIN AKP-35 available as
 an accessory to increase storage options.

Koala Pick Bin AKP-35 vertical partition

Art No.: **AKP-35 VP**

Standard Packing : 10 pcs. per ctn.

◀ LOUVRE PANELS :

Are manufactured from 1.5 mm (T) CRCA steel and powder coated in Light Grey RAL 7035 colour. KOALA BINS can be mounted with ease in various combinations as listed below :

| Art No | Maximum No of bins per Louvre Panel | | | |
|--------|-------------------------------------|-----------|-----------|------------|
| | LP 1 | LP 2 | LP 3 | LP 6 |
| SIZE | 457 x 457 | 457 x 610 | 457 x 914 | 457 x 1829 |
| AKP-01 | 24 | 32 | 48 | 96 |
| AKP-11 | 16 | 20 | 32 | 64 |
| AKP-22 | 9 | 12 | 18 | 36 |
| AKP-32 | 9 | 12 | 18 | 36 |
| AKP-33 | 6 | 8 | 12 | 24 |
| AKP-35 | 3 | 4 | 6 | 12 |

All dimensions in mm approx.



LP 2 Louvre Panel fitted with Koala Pick Bins.

UNIVERSAL RAIL : AUR-1

Universal Rails are made from 1.5mm (T) CRCA Steel duly powder coated in Light Grey RAL 7035 colour and can be mounted on any surface like walls, benches, slotted angle systems, stands, and trolleys. These rails increase the flexibility of using different sizes of bins with ease and help in optimizing storage space.

The added feature of this rail is that when you use multiple rails one below each other from the second rail onwards the top part of the rail can be used as a support to the lower part of the bin mounted on the above rail and the bottom part of the rail can be used to mount the bin and so on, this helps in using lesser number of rails in the case when bins of height more than 130mm are used.

Art No : AUR-1

| ART NO | Maximum No of Bins per Universal Rail | | | | | |
|------------|---------------------------------------|--------|--------|--------|--------|--------|
| | AKP 01 | AKP 11 | AKP 22 | AKP 32 | AKP 33 | AKP 35 |
| No of Bins | 8 | 8 | 6 | 6 | 4 | 2 |



Koala Pick Bins Mounted on Universal Rail AUR 1



LOUVRE PANEL STAND : FSS/C ▶

Free standing stand FSS/C is made from M.S. Steel Square Pipes of size 25mm (L) x 25mm (W) x 1.2mm (T) and is duly powder coated in Light Grey RAL 7035 colour. Stands are fitted with ergonomic plastic shoes for proper stability. These stands are used to mount louvre panels LP 1, LP 2 or LP 3.

Louvres can be mounted on single side or both sides for dual use.

Art No : FSS/C

Dimension : 457mm (W) X 630mm (D) X 1560mm (H)

Colour : Light Grey RAL 7035.



Fitted with Louvre Panel LP 2 - 4 Nos
(2 Nos on each side).



FSS/C
Fitted with Louvre Panel
LP 2- 2 Nos on one side.



FSS/C
Fitted with Louvre Panel LP 3- 2 Nos (1 No on each side)

| No of Louvre Panels per stand | | | |
|-------------------------------|------|------|------|
| FSSS | LP 1 | LP 2 | LP 3 |
| SINGLE | 2 | 2 | 1 |
| DOUBLE | 4 | 4 | 2 |



FSS/C
Fitted with Louvre Panel
LP 6 - 2 Nos (1 No on each side)

SHOP FLOOR TROLLEY : SFT ▶

Alkon Shop Floor Trolleys are made from M.S. Steel Rectangular Pipes of size 20mm (L) x 40mm (W) x 1.2mm (T) and duly Powder coated in Light Grey RAL 7035 colour. Trolleys can be used single sided or double sided as per requirement. Ideal for component storage and transfer to assembly or production areas.

Unit comprises of base unit with aluminium checkered top plate fitted with castors and a frame on which two Louvre Panels of size LP 2 can be fitted on each side. Trolley has handles on both sides. It is packed in knock down condition.

Art No : SFT

Dimension : 970mm (W) x 600mm (D) x 1100mm (H)

Colour : Light Grey RAL 7035.

Trolley without Louvre Panels and Bins.

(Order 2 Nos of LP 2 for single side use and 4 Nos of LP 2 for double side use separately).



SHOP FLOOR TROLLEY - SFT
Fitted with mixed BULL BINS on both the sides.

◀ LOUVRE PANEL STAND : FSS/LP 6

Free standing stand FSS/LP 6 are made from M.S. Steel Square Pipes of size 25mm (L) x 25mm (W) x 1.2mm (T) and are duly powder coated in Light Grey RAL 7035 colour. Stands are fitted with ergonomic plastic shoes for proper stability. These stands are used to mount louvre panel LP 6 .

Louvres can be mounted on single side or both the sides for dual use.

Art No.: FSS/LP6

Dimension : 457mm (W) X 905mm (D) X 2160mm (H)

Colour : Light Grey RAL 7035.

ALKON TUFF SINGLE SIDED STAND : ATSSS ▶

These stands are made from M.S. Steel Rectangular Pipes of size 25mm (L) x 50mm (W) x 1.6mm (T)
 These stands are used to mount three numbers of ATSLP 914 (W) X 610 (H) on single side.
 Dimension : 915mm (W) x 550mm (D) x 1925mm (H)
 Colour : Light Grey RAL 7035.

Maximum No of Koala Bins mounted on Alkon Tuff Stands & Trolley shown as below

| ART NO | ALKON TUFF STAND | | ALKON TUFF TROLLEY | |
|---------------|------------------|--------------|--------------------|--------------|
| | Single Sided | Double Sided | Single Sided | Double Sided |
| AKP-01 | 192 | 384 | 128 | 256 |
| AKP-11 | 128 | 256 | 88 | 176 |
| AKP-22 | 72 | 144 | 48 | 96 |
| AKP-32 | 72 | 144 | 48 | 96 |
| AKP-33 | 48 | 96 | 32 | 64 |
| AKP-35 | 24 | 48 | 16 | 32 |



ATSSS Stand
 Fitted with KOALA AKP-32 bins
 on single side.



ATDSS Stand
 Fitted with Koala AKP 32 bins
 on both the sides.

◀ ALKON TUFF DOUBLE SIDED STAND : ATDSS

These stands are made from M.S. Steel Rectangular Pipes of size 25mm (L) x 50mm (W) x 1.6mm (T)
 These stands are used to mount three panels of ATSLP 914 (W) X 610 (H) on each side.
 Dimension : 915mm (W) x 700mm (D) x 1925mm (H)
 Colour : Light Grey RAL 7035.

ALKON TUFF TROLLEY : ATTB ▶

Alkon Tuff Trolleys are made from M.S. Steel Rectangular Pipes of size 25mm (L) x 50mm (W) x 1.6mm (T) duly powder coated in Light Grey RAL 7035 colour. Trolleys save time travelling to item stores in static shelving installations by putting all your small parts storage bins onto the trolley. Trolley can be used single sided or double sided as per requirement. Each trolley comes fitted with ergonomic plastic handles so that the trolley can be comfortably moved. The trolley is fitted with heavy duty swivel castors that offer ease of movement. Two of the castors are braked, which means the trolley can be secured when not in use.


Art No.: ATTB

Dimension : 995mm (W) x 700mm (D) x 1430mm (H)
 (Considering castor wheel extension width wise inclusive of the handle)
 Colour : Light Grey RAL 7035.
 Trolley without Louvre Panels and Bins.
 (Order 2 Nos of ATSLP 914 (W) x 610 (H) for single side use and
 4 Nos of ATSLP 914 (W) x 610 (H) for double side use separately).



ATTB TROLLEY
 Fitted with mixed Koala Pick Bins
 on both the sides.


ASU 101



- ASU 101* Shelving Unit Consists of :**
- ▶ 1 Set of ASUB 123 Shelving Body.
 - ▶ 8 Nos of Shelves - Art No : ASUS 300
 - ▶ 6 Nos of AKP-32 Bins on each shelf.
 - ▶ Total 42 Nos of AKP-32 Bins.

* (No Kick Plate in standard unit, if Kick Plate required then there will be 7 Nos of ASUS 300 Shelves & 36 Nos of AKP-32 Bins)

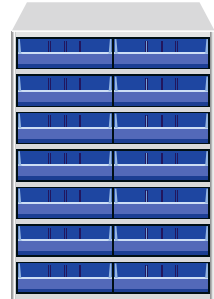
ASU 102



- ASU 102* Shelving Unit Consists of :**
- ▶ 1 Set of ASUB 123 Shelving Body.
 - ▶ 8 Nos of Shelves - Art No : ASUS 300
 - ▶ 4 Nos of AKP-33 Bins on each shelf.
 - ▶ Total 28 Nos of AKP-33 Bins.

* (No Kick Plate in standard unit, if Kick Plate required then there will be 7 Nos of ASUS 300 Shelves & 24 Nos of AKP-33 Bins)


ASU 103



- ASU 103* Shelving Unit Consists of :**
- ▶ 1 Set of ASUB 123 Shelving Body.
 - ▶ 8 Nos of Shelves - Art No : ASUS 300
 - ▶ 2 Nos of AKP-35 Bins on each shelf.
 - ▶ Total 14 Nos of AKP-35 Bins.






* (No Kick Plate in standard unit, if Kick Plate required then there will be 7 Nos of ASUS 300 Shelves & 12 Nos of AKP-35 Bins)

ASU 104




- ASU 104* Shelving Unit Consists of :**
- ▶ 1 Set of ASUB 124 Shelving Body.
 - ▶ 6 Nos of Shelves - Art No : ASUS 400
 - ▶ 6 Nos of AKP-42 Bins on each shelf.
 - ▶ Total 30 Nos of AKP-42 Bins.

* (No Kick Plate in standard unit, if Kick Plate required then there will be 5 Nos of ASUS 400 Shelves & 24 Nos of AKP-42 Bins)

|  | <p>AKP-32 BIN SIZE</p> <table border="1"> <thead> <tr> <th>Length</th> <th>Width</th> <th>Height</th> </tr> </thead> <tbody> <tr> <td>300mm</td> <td>140mm</td> <td>140mm</td> </tr> </tbody> </table> | Length | Width | Height | 300mm | 140mm | 140mm |
|---|--|--------|-------|--------|--------|-------|-------|
| Length | Width | Height | | | | | |
| 300mm | 140mm | 140mm | | | | | |
|  | <p>AKP-33 BIN SIZE</p> <table border="1"> <thead> <tr> <th>Length</th> <th>Width</th> <th>Height</th> </tr> </thead> <tbody> <tr> <td>300mm</td> <td>215mm</td> <td>140mm</td> </tr> </tbody> </table> | Length | Width | Height | 300mm | 215mm | 140mm |
| Length | Width | Height | | | | | |
| 300mm | 215mm | 140mm | | | | | |
|  | <p>AKP-35 BIN SIZE</p> <table border="1"> <thead> <tr> <th>Length</th> <th>Width</th> <th>Height</th> </tr> </thead> <tbody> <tr> <td>300mm</td> <td>435mm</td> <td>140mm</td> </tr> </tbody> </table> | Length | Width | Height | 300mm | 435mm | 140mm |
| Length | Width | Height | | | | | |
| 300mm | 435mm | 140mm | | | | | |
|  | <p>AKP-42 BIN SIZE</p> <table border="1"> <thead> <tr> <th>Length</th> <th>Width</th> <th>Height</th> </tr> </thead> <tbody> <tr> <td>400mm</td> <td>145mm</td> <td>200mm</td> </tr> </tbody> </table> | Length | Width | Height | 400mm | 145mm | 200mm |
| Length | Width | Height | | | | | |
| 400mm | 145mm | 200mm | | | | | |
|  | <p>AKP-43 BIN SIZE</p> <table border="1"> <thead> <tr> <th>Length</th> <th>Width</th> <th>Height</th> </tr> </thead> <tbody> <tr> <td>400 mm</td> <td>215mm</td> <td>200mm</td> </tr> </tbody> </table> | Length | Width | Height | 400 mm | 215mm | 200mm |
| Length | Width | Height | | | | | |
| 400 mm | 215mm | 200mm | | | | | |


ASU 105



- ASU 105* Shelving Unit Consists of :**
- ▶ 1 Set of ASUB 124 Shelving Body.
 - ▶ 6 Nos of Shelves - Art No : ASUS 400
 - ▶ 4 Nos of AKP-43 Bins on each shelf.
 - ▶ Total 20 Nos of AKP-43 Bins.

* (No Kick Plate in standard unit, if Kick Plate required then there will be 5 Nos of ASUS 400 Shelves & 16 Nos of AKP-43 Bins)

ASU 106



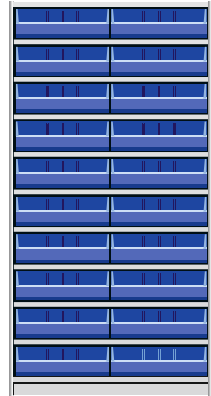
- ASU 106 Shelving Unit Consists of :**
- ▶ 1 Set of ASUB 183 Shelving Body.
 - ▶ 11 Nos of Shelves - Art No : ASUS 300
 - ▶ 1 No of Kick Plate - Art No ASUQP
 - ▶ 6 Nos of AKP-32 Bins on each shelf.
 - ▶ Total 60 Nos of AKP-32 Bins.

ASU 107




- ASU 107 Shelving Unit Consists of :**
- ▶ 1 Set of ASUB 183 Shelving Body.
 - ▶ 11 Nos of Shelves - Art No : ASUS 300
 - ▶ 1 No of Kick Plate Art No : ASUQP
 - ▶ 4 Nos of AKP-33 Bins on each shelf.
 - ▶ Total 40 Nos of AKP-33 Bins.

ASU 108



- ASU 108 Shelving Unit Consists of :**
- ▶ 1 Set of ASUB 183 Shelving Body.
 - ▶ 11 Nos of Shelves - Art No : ASUS 300
 - ▶ 1 No of Kick Plate - Art No : ASUQP
 - ▶ 2 Nos of AKP-35 Bins on each shelf.
 - ▶ Total 20 Nos of AKP-35 Bins.


ASU 109



- ASU 109 Shelving Unit Consists of :**
- ▶ 1 Set of ASUB 184 Shelving Body.
 - ▶ 8 Nos of Shelves - Art No : ASUS 400
 - ▶ 1 No of Kick Plate - Art No : ASUQP
 - ▶ 6 Nos of AKP-42 Bins on each shelf.
 - ▶ Total 42 Nos of AKP-42 Bins.


| | | | |
|--|------------------------|-------|--------|
| | AKP-32 BIN SIZE | | |
| | Length | Width | Height |
| | AKP-33 BIN SIZE | | |
| | Length | Width | Height |
| | AKP-35 BIN SIZE | | |
| | Length | Width | Height |
| | AKP-42 BIN SIZE | | |
| | Length | Width | Height |
| | AKP-43 BIN SIZE | | |
| | Length | Width | Height |

ASU 110



- ASU 110 Shelving Unit Consists of :**
- ▶ 1 Set of ASUB 184 Shelving Body.
 - ▶ 8 Nos of Shelves - Art No : ASUS 400
 - ▶ 1 No of Kick Plate - Art No : ASUQP
 - ▶ 4 Nos of AKP-43 Bins on each shelf.
 - ▶ Total 28 Nos of AKP-43 Bins.

ASU 111




- ASU 111 Shelving Unit Consists of :**
- ▶ 1 Set of ASUB 213 Shelving Body.
 - ▶ 13 Nos of Shelves - Art No : ASUS 300
 - ▶ 1 No of Kick Plate - Art No : ASUKP
 - ▶ 6 Nos of AKP-32 Bins on each shelf.
 - ▶ Total 72 Nos of AKP-32 Bins.

ASU 112




- ASU 112 Shelving Unit Consists of :**
- ▶ 1 Set of ASUB 213 Shelving Body.
 - ▶ 13 Nos of Shelves - Art No : ASUS 300
 - ▶ 1 No of Kick Plate Art No : ASUKP
 - ▶ 4 Nos of AKP-33 Bins on each shelf.
 - ▶ Total 48 Nos of AKP-33 Bins.

ASU 113








- ASU 113 Shelving Unit Consists of :**
- ▶ 1 Set of ASUB 213 Shelving Body.
 - ▶ 13 Nos of Shelves - Art No : ASUS 300
 - ▶ 1 No of Kick Plate - Art No : ASUKP
 - ▶ 2 Nos of AKP-35 Bins on each shelf.
 - ▶ Total 24 Nos of AKP-35 Bins.

ASU 114



- ASU 114 Shelving Unit Consists of :**
- ▶ 1 Set of ASUB 214 Shelving Body.
 - ▶ 9 Nos of Shelves - Art No : ASUS 400
 - ▶ 1 No of Kick Plate Art No : ASUKP
 - ▶ 6 Nos of AKP-42 Bins on each shelf.
 - ▶ Total 48 Nos of AKP-42 Bins.


|  | <p>AKP-32 BIN SIZE</p> <table border="1"> <thead> <tr> <th>Length</th> <th>Width</th> <th>Height</th> </tr> </thead> <tbody> <tr> <td>300mm</td> <td>140mm</td> <td>140mm</td> </tr> </tbody> </table> | Length | Width | Height | 300mm | 140mm | 140mm |
|---|---|--------|-------|--------|-------|-------|-------|
| Length | Width | Height | | | | | |
| 300mm | 140mm | 140mm | | | | | |
|  | <p>AKP-33 BIN SIZE</p> <table border="1"> <thead> <tr> <th>Length</th> <th>Width</th> <th>Height</th> </tr> </thead> <tbody> <tr> <td>300mm</td> <td>215mm</td> <td>140mm</td> </tr> </tbody> </table> | Length | Width | Height | 300mm | 215mm | 140mm |
| Length | Width | Height | | | | | |
| 300mm | 215mm | 140mm | | | | | |
|  | <p>AKP-35 BIN SIZE</p> <table border="1"> <thead> <tr> <th>Length</th> <th>Width</th> <th>Height</th> </tr> </thead> <tbody> <tr> <td>300mm</td> <td>435mm</td> <td>140mm</td> </tr> </tbody> </table> | Length | Width | Height | 300mm | 435mm | 140mm |
| Length | Width | Height | | | | | |
| 300mm | 435mm | 140mm | | | | | |
|  | <p>AKP-42 BIN SIZE</p> <table border="1"> <thead> <tr> <th>Length</th> <th>Width</th> <th>Height</th> </tr> </thead> <tbody> <tr> <td>400mm</td> <td>145mm</td> <td>200mm</td> </tr> </tbody> </table> | Length | Width | Height | 400mm | 145mm | 200mm |
| Length | Width | Height | | | | | |
| 400mm | 145mm | 200mm | | | | | |
|  | <p>AKP-43 BIN SIZE</p> <table border="1"> <thead> <tr> <th>Length</th> <th>Width</th> <th>Height</th> </tr> </thead> <tbody> <tr> <td>400mm</td> <td>215mm</td> <td>200mm</td> </tr> </tbody> </table> | Length | Width | Height | 400mm | 215mm | 200mm |
| Length | Width | Height | | | | | |
| 400mm | 215mm | 200mm | | | | | |

ASU 115



- ASU 115 Shelving Unit Consists of :**
- ▶ 1 Set of ASUB 214 Shelving Body
 - ▶ 9 Nos of Shelves - Art No : ASUS 400
 - ▶ 1 No of Kick Plate - Art No : ASUKP
 - ▶ 4 Nos of AKP-43 Bins on each shelf
 - ▶ Total 32 Nos of AKP-43 Bins.

ASU 116



ASU 116 Shelving Unit Consists of :

- ▶ 1 Set of ASUB 233 Shelving Body.
- ▶ 14 Nos of Shelves - Art No : ASUS 300
- ▶ 1 No of Kick Plate - Art No : ASUKP
- ▶ 6 Nos of AKP-32 Bins on each shelf.
- ▶ Total 78 Nos of AKP-32 Bins.


ASU 117



ASU 117 Shelving Unit Consists of :

- ▶ 1 Set of ASUB 233 Shelving Body.
- ▶ 14 Nos of Shelves - Art No : ASUS 300
- ▶ 1 No of Kick Plate - Art No : ASUKP
- ▶ 4 Nos of AKP-33 Bins on each shelf.
- ▶ Total 52 Nos of AKP-33 Bins.


ASU 118



ASU 118 Shelving Unit Consists of :






- ▶ 1 Set of ASUB 233 Shelving Body.
- ▶ 14 Nos of Shelves - Art No : ASUS 300
- ▶ 1 No of Kick Plate Art No : ASUKP
- ▶ 2 Nos of AKP-35 Bins on each shelf.
- ▶ Total 26 Nos of AKP-35 Bins.

ASU 119




ASU 119 Shelving Unit Consists of :

- ▶ 1 Set of ASUB 234 Shelving Body.
- ▶ 10 Nos of Shelves - Art No : ASUS 400
- ▶ 1 No of Kick Plate Art No : ASUKP
- ▶ 6 Nos of AKP-42 Bins on each shelf.
- ▶ Total 54 Nos of AKP-42 Bins.

|  | AKP-32 BIN SIZE <table border="1"> <thead> <tr> <th>Length</th> <th>Width</th> <th>Height</th> </tr> </thead> <tbody> <tr> <td>300mm</td> <td>140mm</td> <td>140mm</td> </tr> </tbody> </table> | Length | Width | Height | 300mm | 140mm | 140mm |
|---|--|--------|-------|--------|-------|--------|-------|
| Length | Width | Height | | | | | |
| 300mm | 140mm | 140mm | | | | | |
|  | AKP-33 BIN SIZE <table border="1"> <thead> <tr> <th>Length</th> <th>Width</th> <th>Height</th> </tr> </thead> <tbody> <tr> <td>300mm</td> <td>215 mm</td> <td>140mm</td> </tr> </tbody> </table> | Length | Width | Height | 300mm | 215 mm | 140mm |
| Length | Width | Height | | | | | |
| 300mm | 215 mm | 140mm | | | | | |
|  | AKP-35 BIN SIZE <table border="1"> <thead> <tr> <th>Length</th> <th>Width</th> <th>Height</th> </tr> </thead> <tbody> <tr> <td>300mm</td> <td>435mm</td> <td>140mm</td> </tr> </tbody> </table> | Length | Width | Height | 300mm | 435mm | 140mm |
| Length | Width | Height | | | | | |
| 300mm | 435mm | 140mm | | | | | |
|  | AKP-42 BIN SIZE <table border="1"> <thead> <tr> <th>Length</th> <th>Width</th> <th>Height</th> </tr> </thead> <tbody> <tr> <td>400mm</td> <td>145mm</td> <td>200mm</td> </tr> </tbody> </table> | Length | Width | Height | 400mm | 145mm | 200mm |
| Length | Width | Height | | | | | |
| 400mm | 145mm | 200mm | | | | | |
|  | AKP-43 BIN SIZE <table border="1"> <thead> <tr> <th>Length</th> <th>Width</th> <th>Height</th> </tr> </thead> <tbody> <tr> <td>400mm</td> <td>215mm</td> <td>200mm</td> </tr> </tbody> </table> | Length | Width | Height | 400mm | 215mm | 200mm |
| Length | Width | Height | | | | | |
| 400mm | 215mm | 200mm | | | | | |

ASU 120



ASU 120 Shelving Unit Consists of :

- ▶ 1 Set of ASUB 234 Shelving Body.
- ▶ 10 Nos of Shelves - Art No : ASUS 400
- ▶ 1 No of Kick Plate - Art No : ASUKP
- ▶ 4 Nos of AKP-43 Bins on each shelf.
- ▶ Total 36 Nos of AKP-43 Bins.

| SHELVING UNIT ART NO | SHELVING BODY | | | KICK PLATE ART NO : ASUKP | SHELVES | | PANDA SHELF BINS | | SYSTEM UDL |
|-------------------------|---------------|-----------|------------|---------------------------------|----------|---------------|------------------|------------|--------------------------|
| | ART NO | ROLL POST | BACK PLATE | | ART NO | NO OF SHELVES | ART NO | NO OF BINS | Uniform Distributed Load |
| ASU 101 | ASUB 123 | 2 Nos | 1 Set | -* | ASUS 300 | 8 Nos | AKP-32 | 42 Nos | 630 Kgs. |
| ASU 102 | ASUB 123 | 2 Nos | 1 Set | -* | ASUS 300 | 8 Nos | AKP-33 | 28 Nos | 630 Kgs. |
| ASU 103 | ASUB 123 | 2 Nos | 1 Set | -* | ASUS 300 | 8 Nos | AKP-35 | 14 Nos | 630 Kgs. |
| ASU 104 | ASUB 124 | 2 Nos | 1 Set | -* | ASUS 400 | 6 Nos | AKP-42 | 30 Nos | 400 Kgs. |
| ASU 105 | ASUB 124 | 2 Nos | 1 Set | -* | ASUS 400 | 6 Nos | AKP-43 | 20 Nos | 400 Kgs. |
| ASU 106 | ASUB 183 | 2 Nos | 1 Set | 1 No | ASUS 300 | 11 Nos | AKP-32 | 60 Nos | 900 Kgs. |
| ASU 107 | ASUB 183 | 2 Nos | 1 Set | 1 No | ASUS 300 | 11 Nos | AKP-33 | 40 Nos | 900 Kgs. |
| ASU 108 | ASUB 183 | 2 Nos | 1 Set | 1 No | ASUS 300 | 11 Nos | AKP-35 | 20 Nos | 900 Kgs. |
| ASU 109 | ASUB 184 | 2 Nos | 1 Set | 1 No | ASUS 400 | 8 Nos | AKP-42 | 42 Nos | 560 Kgs. |
| ASU 110 | ASUB 184 | 2 Nos | 1 Set | 1 No | ASUS 400 | 8 Nos | AKP-43 | 28 Nos | 560 Kgs. |
| ASU 111 | ASUB 213 | 2 Nos | 1 Set | 1 No | ASUS 300 | 13 Nos | AKP-32 | 72 Nos | 1000 Kgs. |
| ASU 112 | ASUB 213 | 2 Nos | 1 Set | 1 No | ASUS 300 | 13 Nos | AKP-33 | 48 Nos | 1000 Kgs. |
| ASU 113 | ASUB 213 | 2 Nos | 1 Set | 1 No | ASUS 300 | 13 Nos | AKP-35 | 24 Nos | 1000 Kgs. |
| ASU 114 | ASUB 214 | 2 Nos | 1 Set | 1 No | ASUS 400 | 9 Nos | AKP-42 | 48 Nos | 640 Kgs. |
| ASU 115 | ASUB 214 | 2 Nos | 1 Set | 1 No | ASUS 400 | 9 Nos | AKP-43 | 32 Nos | 640 Kgs. |
| ASU 116 | ASUB 233 | 2 Nos | 1 Set | 1 No | ASUS 300 | 14 Nos | AKP-32 | 78 Nos | 1000 Kgs. |
| ASU 117 | ASUB 233 | 2 Nos | 1 Set | 1 No | ASUS 300 | 14 Nos | AKP-33 | 52 Nos | 1000 Kgs. |
| ASU 118 | ASUB 233 | 2 Nos | 1 Set | 1 No | ASUS 300 | 14 Nos | AKP-35 | 26 Nos | 1000 Kgs. |
| ASU 119 | ASUB 234 | 2 Nos | 1 Set | 1 No | ASUS 400 | 10 Nos | AKP-42 | 54 Nos | 720 Kgs. |
| ASU 120 | ASUB 234 | 2 Nos | 1 Set | 1 No | ASUS 400 | 10 Nos | AKP-43 | 36 Nos | 720 Kgs. |

* Maximum Bay load capacity is 1000 kgs.

Back Plate : Back plate is a set consisting of 2 pcs.

ASU 101* : No Kick Plate in standard unit, If Kick Plate required then there will be 7 Nos of ASUS 300 Shelves & 36 Nos of AKP-32 Bins. System UDL 540 Kgs.

ASU 102* : No Kick Plate in standard unit, If Kick Plate required then there will be 7 Nos of ASUS 300 Shelves & 24 Nos of AKP-33 Bins. System UDL 540 Kgs.

ASU 103* : No Kick Plate in standard unit, If Kick Plate required then there will be 7 Nos of ASUS 300 Shelves & 12 Nos of AKP-35 Bins. System UDL 540 Kgs.

ASU 104* : No Kick Plate in standard unit, If Kick Plate required then there will be 5 Nos of ASUS 400 Shelves & 24 Nos of AKP-42 Bins. System UDL 320 Kgs.

ASU 105* : No Kick Plate in standard unit, If Kick Plate required then there will be 5 Nos of ASUS 400 Shelves & 16 Nos of AKP-43 Bins. System UDL 320 Kgs.

| SHELVING UNIT ART NO | SHELVING BODY | | | DOOR SET ART NO | SHELVES | | PANDA SHELF BINS | | SYSTEM UDL UNIFORM DISTRIBUTED LOAD |
|-------------------------|---------------|-----------|------------|--------------------|----------|---------------|------------------|------------|--|
| | ART NO | ROLL POST | BACK PLATE | | ART NO | NO OF SHELVES | ART NO | NO OF BINS | |
| ASU 101 | ASUB 123 | 2 Nos | 1 Set | ASUD 1275 | ASUS 300 | 7 Nos | AKP-32 | 36 Nos | 540 Kgs. |
| ASU 102 | ASUB 123 | 2 Nos | 1 Set | ASUD 1275 | ASUS 300 | 7 Nos | AKP-33 | 24 Nos | 540 Kgs. |
| ASU 103 | ASUB 123 | 2 Nos | 1 Set | ASUD 1275 | ASUS 300 | 7 Nos | AKP-35 | 12 Nos | 540 Kgs. |
| ASU 104 | ASUB 124 | 2 Nos | 1 Set | ASUD 1275 | ASUS 400 | 5 Nos | AKP-42 | 24 Nos | 320 Kgs. |
| ASU 105 | ASUB 124 | 2 Nos | 1 Set | ASUD 1275 | ASUS 400 | 5 Nos | AKP-43 | 16 Nos | 320 Kgs. |
| ASU 106 | ASUB 183 | 2 Nos | 1 Set | ASUD 1875 | ASUS 300 | 11 Nos | AKP-32 | 60 Nos | 900 Kgs. |
| ASU 107 | ASUB 183 | 2 Nos | 1 Set | ASUD 1875 | ASUS 300 | 11 Nos | AKP-33 | 40 Nos | 900 Kgs. |
| ASU 108 | ASUB 183 | 2 Nos | 1 Set | ASUD 1875 | ASUS 300 | 11 Nos | AKP-35 | 20 Nos | 900 Kgs. |
| ASU 109 | ASUB 184 | 2 Nos | 1 Set | ASUD 1875 | ASUS 400 | 8 Nos | AKP-42 | 42 Nos | 560 Kgs. |
| ASU 110 | ASUB 184 | 2 Nos | 1 Set | ASUD 1875 | ASUS 400 | 8 Nos | AKP-43 | 28 Nos | 560 Kgs. |
| ASU 111 | ASUB 213 | 2 Nos | 1 Set | ASUD 2175 | ASUS 300 | 12 Nos | AKP-32 | 66 Nos | 990 Kgs. |
| ASU 112 | ASUB 213 | 2 Nos | 1 Set | ASUD 2175 | ASUS 300 | 12 Nos | AKP-33 | 44 Nos | 990 Kgs. |
| ASU 113 | ASUB 213 | 2 Nos | 1 Set | ASUD 2175 | ASUS 300 | 12 Nos | AKP-35 | 22 Nos | 990 Kgs. |
| ASU 114 | ASUB 214 | 2 Nos | 1 Set | ASUD 2175 | ASUS 400 | 9 Nos | AKP-42 | 48 Nos | 640 Kgs. |
| ASU 115 | ASUB 214 | 2 Nos | 1 Set | ASUD 2175 | ASUS 400 | 9 Nos | AKP-43 | 32 Nos | 640 Kgs. |

★ Maximum Bay load capacity is 1000 kgs.

- Please note in ASU 101/ 102/ 103 there will be 4 spare holes after assembly as suggested above this can be adjusted by leaving 1 hole spacing for lower 4 shelves.
- Please note in ASU 104/ 105 there will be 6 spare holes after assembly as suggested above this can be adjusted by leaving 2 hole spacing for lower 3 shelves.
- Please note in ASU 111 / 112 / 113 there will be 5 spare holes after assembly as suggested above this can be adjusted by leaving 1 hole spacing for lower 5 shelves.
- Please note in ASU 114 / 115 there will be 2 spare holes after assembly as suggested above this can be adjusted by leaving 1 hole spacing for lower 2 shelves.
- Please note as the door set includes 2 lintels, there is no need to use kick plate for panda shelving Systems with door.
- Assembly instruction chart provided with shelving system body kits.



Nesting of KOALA Bins



SUPRA BINS



WINGS BINS



HIPPO BINS



BULL BINS

| BINS | SR NO | ART NO | OUTER DIMENSIONS | | | INNER DIMENSIONS | | | EFFECTIVE HEIGHT | STD. PACK | Volume Per Box CBM |
|------------|-------|-------------|------------------|-------|--------|------------------|-------|--------|------------------|-----------|--------------------|
| | | | Length | Width | Height | Length | Width | Height | | | |
| SUPRA BINS | 1. | SB 1 | 125 | 100 | 60 | 117 | 80 | 52 | 25 | 60 | 0.0458 |
| | 2. | SB 2 | 170 | 100 | 85 | 157 | 80 | 75 | 40 | 60 | 0.0855 |
| | 3. | SB 3 | 220 | 130 | 125 | 200 | 115 | 115 | 73 | 50 | 0.1954 |
| | 4. | SB 4 | 290 | 178 | 143 | 265 | 155 | 130 | 80 | 10 | 0.0786 |
| | 5. | SB 5 | 290 | 363 | 145 | 265 | 340 | 130 | 83 | 5 | 0.0786 |
| | 6. | SB 6 | 440 | 180 | 145 | 415 | 154 | 130 | 85 | 10 | 0.1193 |
| | 7. | SB 7 | 435 | 425 | 215 | 405 | 380 | 208 | 120 | 6 | 0.1175 |
| | 8. | SB 7X | 435 | 400 | 215 | 405 | 360 | 208 | 120 | 6 | 0.1148 |
| | 9. | SB 8 | 600 | 425 | 300 | 530 | 375 | 290 | 170 | 5 | 0.1622 |
| WINGS BINS | 10. | W-05 | 109 | 104 | 49 | 95 | 89 | 43 | 23 | 60 | 0.0383 |
| | 11. | W-11 | 136 | 106 | 76 | 125 | 90 | 65 | 28 | 60 | 0.0688 |
| | 12. | W-12 | 187 | 106 | 76 | 171 | 90 | 65 | 32 | 40 | 0.0639 |
| | 13. | W-125 | 205 | 139 | 126 | 190 | 115 | 121 | 61 | 40 | 0.1512 |
| | 14. | W-13 | 274 | 140 | 127 | 256 | 115 | 115 | 56 | 40 | 0.2102 |
| | 15. | W-135 | 280 | 210 | 179 | 255 | 170 | 160 | 80 | 20 | 0.2098 |
| | 16. | W-14 | 375 | 210 | 179 | 355 | 170 | 160 | 80 | 10 | 0.1537 |
| | 17. | W-15 | 457 | 280 | 255 | 432 | 241 | 240 | 108 | 6 | 0.2079 |
| | 18. | W-16 | 375 | 415 | 179 | 355 | 375 | 160 | 80 | 5 | 0.1537 |
| 19. | W-17 | 460 | 420 | 292 | 435 | 375 | 282 | 155 | 3 | 0.1805 | |
| HIPPO BINS | 20. | 612/T | 100 | 110 | 53 | 80 | 90 | 43 | 25 | 60 | 0.0235 |
| | 21. | 612/S | 150 | 110 | 75 | 130 | 90 | 68 | 40 | 60 | 0.0820 |
| | 22. | 612/S2 | 175 | 115 | 75 | 150 | 90 | 64 | 40 | 40 | 0.0571 |
| | 23. | 612/M | 250 | 165 | 125 | 225 | 132 | 115 | 67 | 40 | 0.2084 |
| | 24. | 612/DW | 250 | 344 | 125 | 210 | 312 | 115 | 67 | 20 | 0.2208 |
| | 25. | 612/B | 355 | 220 | 150 | 330 | 182 | 138 | 85 | 10 | 0.1243 |
| 26. | 612/J | 515 | 330 | 200 | 470 | 295 | 180 | 115 | 8 | 0.2677 | |
| BULL BINS | 27. | BULL BIN 5 | 168 | 102 | 74 | 145 | 86 | 66 | 38 | 60 | 0.0801 |
| | 28. | BULL BIN 15 | 201 | 125 | 101 | 178 | 105 | 92 | 48 | 40 | 0.1056 |
| | 29. | BULL BIN 25 | 229 | 150 | 126 | 192 | 128 | 114 | 58 | 50 | 0.2129 |
| | 30. | BULL BIN 35 | 300 | 208 | 158 | 255 | 185 | 145 | 80 | 20 | 0.2087 |
| | 31. | BULL BIN 45 | 348 | 210 | 200 | 305 | 187 | 185 | 110 | 10 | 0.1539 |
| | 32. | BULL BIN 55 | 510 | 310 | 200 | 480 | 280 | 195 | 85 | 8 | 0.2677 |
| TOTE BINS | 33. | AK-421 | 400 | 255 | 100 | 365 | 230 | 90 | 90 | 10 | 0.1014 |
| | 34. | AK-422 | 400 | 255 | 200 | 365 | 230 | 190 | 190 | 5 | 0.1025 |

All dimensions in mm Approx

BINS SIZE COMPARISON CHART

WINGS



TOTE BINS



PANDA SHELF BINS



KOALA PICK BINS

| BINS | SR NO | ART NO | OUTER DIMENSIONS | | | INNER DIMENSIONS | | | EFFECTIVE HEIGHT | STD. PACK | Volume Per Box CBM | |
|------------------|-----------------|---------|------------------|-------|--------|------------------|-------|--------|------------------|-----------|--------------------|--------|
| | | | Length | Width | Height | Length | Width | Height | | | | |
| PANDA SHELF BINS | 35. | PSB 301 | 315 | 100 | 60 | 293 | 86 | 55 | 55 | 24 | 0.0530 | |
| | 36. | PSB 302 | 315 | 100 | 110 | 293 | 86 | 105 | 105 | 24 | 0.0888 | |
| | 37. | PSB 303 | 315 | 150 | 110 | 293 | 136 | 105 | 105 | 12 | 0.0677 | |
| | 38. | PSB 304 | 315 | 220 | 135 | 293 | 210 | 130 | 130 | 12 | 0.1221 | |
| | 39. | PSB 305 | 315 | 300 | 135 | 293 | 282 | 130 | 130 | 6 | 0.0828 | |
| | 40. | PSB 401 | 415 | 100 | 60 | 393 | 86 | 55 | 55 | 24 | 0.0650 | |
| | 41. | PSB 402 | 415 | 100 | 110 | 393 | 86 | 105 | 105 | 24 | 0.1165 | |
| | 42. | PSB 403 | 415 | 150 | 110 | 393 | 136 | 105 | 105 | 12 | 0.0881 | |
| | 43. | PSB 404 | 415 | 220 | 135 | 393 | 210 | 130 | 130 | 12 | 0.1517 | |
| | 44. | PSB 405 | 415 | 300 | 135 | 393 | 282 | 130 | 130 | 6 | 0.1048 | |
| | 45. | PSB 451 | 465 | 100 | 60 | 443 | 86 | 55 | 55 | 24 | 0.0633 | |
| | 46. | PSB 452 | 465 | 100 | 110 | 443 | 86 | 105 | 105 | 24 | 0.1191 | |
| | 47. | PSB 453 | 465 | 150 | 110 | 443 | 136 | 105 | 105 | 12 | 0.0894 | |
| | 48. | PSB 454 | 465 | 220 | 135 | 443 | 210 | 130 | 130 | 12 | 0.1595 | |
| | 49. | PSB 455 | 465 | 300 | 135 | 443 | 282 | 130 | 130 | 6 | 0.1143 | |
| | 50. | PSB 501 | 515 | 100 | 60 | 493 | 86 | 55 | 55 | 24 | 0.0823 | |
| | 51. | PSB 502 | 515 | 100 | 110 | 493 | 86 | 105 | 105 | 24 | 0.1456 | |
| | 52. | PSB 503 | 515 | 150 | 110 | 493 | 136 | 105 | 105 | 12 | 0.1082 | |
| | 53. | PSB 504 | 515 | 220 | 135 | 493 | 210 | 130 | 130 | 12 | 0.1971 | |
| | 54. | PSB 505 | 515 | 300 | 135 | 493 | 282 | 130 | 130 | 6 | 0.1301 | |
| | 55. | PSB 601 | 615 | 100 | 60 | 593 | 86 | 55 | 55 | 24 | 0.0869 | |
| | 56. | PSB 602 | 615 | 100 | 110 | 593 | 86 | 105 | 105 | 12 | 0.0869 | |
| | 57. | PSB 603 | 615 | 150 | 110 | 593 | 136 | 105 | 105 | 12 | 0.1306 | |
| | 58. | PSB 604 | 615 | 220 | 135 | 593 | 210 | 130 | 130 | 12 | 0.2201 | |
| | 59. | PSB 605 | 615 | 300 | 135 | 593 | 282 | 130 | 130 | 6 | 0.1513 | |
| | KOALA PICK BINS | 60. | AKP-01 | 130 | 105 | 60 | 105 | 90 | 55 | 26 | 64 | 0.0319 |
| | | 61. | AKP-11 | 180 | 105 | 90 | 155 | 90 | 85 | 42 | 40 | 0.0414 |
| | | 62. | AKP-22 | 220 | 140 | 140 | 195 | 125 | 135 | 65 | 24 | 0.0475 |
| | | 63. | AKP-32 | 300 | 140 | 140 | 270 | 125 | 135 | 65 | 24 | 0.0617 |
| 64. | | AKP-33 | 300 | 215 | 140 | 270 | 200 | 135 | 65 | 16 | 0.0679 | |
| 65. | | AKP-35 | 300 | 435 | 140 | 270 | 410 | 135 | 65 | 8 | 0.0855 | |
| 66. | | AKP-42 | 400 | 145 | 200 | 360 | 125 | 195 | 95 | 18 | 0.0905 | |
| 67. | | AKP-43 | 400 | 215 | 200 | 360 | 200 | 195 | 95 | 12 | 0.0905 | |

Many More To Come

All dimensions in mm Approx

- Panda Bins of all sizes are available in Blue colour with partitions in Black colour only.
- Panda Bins of 300mm & 400mm depth are also available in Transparent Colour with Transparent Partitions.
- Koala Pick Bins are available in Blue colour only.
- Hippo Bin (Small) 612/S is available in Red, Blue, Grey, Green, Yellow & Black colours in multiples of standard packing only.
- Supra Bins/ Wings Bins/ Hippo Bins/ Bull Bins are supplied in Red & Blue colour in multiples of standard packing, these bins can also be supplied in Grey, Green & Yellow colours, subject to MOQ of 200 pcs. per colour in multiples of standard packing.

| SR. NO | ART NO | WINGS LOUVRE PANEL | | | | BINS PER RAIL |
|------------------------|-------------|--------------------|--------------|---------------|---------------|---------------|
| | | LP 1 | LP 2 | LP 3 | LP 6 | |
| SUPRA BINS | | | | | | |
| 1 | SB 1 | 4H x 6V = 24 | 4H x 8V = 32 | 4H x 12V = 48 | 4H x 24V = 96 | 9 |
| 2 | SB 2 | 4H x 4V = 16 | 4H x 5V = 20 | 4H x 8V = 32 | 4H x 16V = 64 | 9 |
| 3 | SB 3 | 3H x 3V = 9 | 3H x 4V = 12 | 3H x 6V = 18 | 3H x 12V = 36 | 7 |
| 4 | SB 4 | 2H x 3V = 6 | 2H x 4V = 8 | 2H x 6V = 12 | 2H x 12V = 24 | 5 |
| 5 | SB 5 | 1H x 3V = 3 | 1H x 4V = 4 | 1H x 6V = 6 | 1H x 12V = 12 | 2 |
| 6 | SB 6 | 2H x 3V = 6 | 2H x 4V = 8 | 2H x 6V = 12 | 2H x 12V = 24 | 5 |
| WINGS BINS | | | | | | |
| 1 | W-05 | 4H x 6V = 24 | 4H x 8V = 32 | 4H x 12V = 48 | 4H x 24V = 96 | 8 |
| 2 | W-11 | 4H x 4V = 16 | 4H x 5V = 20 | 4H x 8V = 32 | 4H x 16V = 64 | 8 |
| 3 | W-12 | 4H x 4V = 16 | 4H x 5V = 20 | 4H x 8V = 32 | 4H x 16V = 64 | 8 |
| 4 | W-125 | 3H x 3V = 9 | 3H x 4V = 12 | 3H x 6V = 18 | 3H x 12V = 36 | 6 |
| 5 | W-13 | 3H x 3V = 9 | 3H x 4V = 12 | 3H x 6V = 18 | 3H x 12V = 36 | 6 |
| 6 | W-135 | 2H x 2V = 4 | 2H x 3V = 6 | 2H x 4V = 8 | 2H x 9V = 18 | 4 |
| 7 | W-14 | 2H x 2V = 4 | 2H x 3V = 6 | 2H x 4V = 8 | 2H x 9V = 18 | 4 |
| 8 | W-16 | 1H x 2V = 2 | 1H x 3V = 3 | 1H x 4V = 4 | 1H x 9V = 9 | 2 |
| HIPPO BINS | | | | | | |
| 1 | 612/T | 4H x 6V = 24 | 4H x 8V = 32 | 4H x 12V = 48 | 4H x 24V = 96 | 8 |
| 2 | 612/S | 4H x 4V = 16 | 4H x 5V = 20 | 4H x 8V = 32 | 4H x 16V = 64 | 8 |
| 3 | 612/S2 | 4H x 4V = 16 | 4H x 5V = 20 | 4H x 8V = 32 | 4H x 16V = 64 | 8 |
| 4 | 612/M | 2H x 3V = 6 | 2H x 4V = 8 | 2H x 6V = 12 | 2H x 12V = 24 | 5 |
| 5 | 612/DW | 1H x 3V = 3 | 1H x 4V = 4 | 1H x 6V = 6 | 1H x 12V = 12 | 2 |
| 6 | 612/B | 2H x 2V = 4 | 2H x 3V = 6 | 2H x 5V = 10 | 2H x 10V = 20 | 4 |
| BULL PBINS | | | | | | |
| 1 | BULL BIN 5 | 4H x 4V = 16 | 4H x 5V = 20 | 4H x 8V = 32 | 4H x 16V = 64 | 9 |
| 2 | BULL BIN 15 | 3H x 4V = 12 | 3H x 5V = 15 | 3H x 8V = 24 | 3H x 16V = 48 | 7 |
| 3 | BULL BIN 25 | 3H x 3V = 9 | 3H x 4V = 12 | 3H x 6V = 18 | 3H x 12V = 36 | 6 |
| 4 | BULL BIN 35 | 2H x 2V = 4 | 2H x 3V = 6 | 2H x 5V = 10 | 2H x 10V = 20 | 4 |
| 5 | BULL BIN 45 | 2H x 2V = 4 | 2H x 3V = 6 | 2H x 4V = 8 | 2H x 8V = 16 | 4 |
| KOALA PICK BINS | | | | | | |
| 1 | AKP-01 | 4H x 6V = 24 | 4H x 8V = 32 | 4H x 12V = 48 | 4H x 24V = 96 | 8 |
| 2 | AKP-11 | 4H x 4V = 16 | 4H x 5V = 20 | 4H x 8V = 32 | 4H x 16V = 64 | 8 |
| 3 | AKP-22 | 3H x 3V = 9 | 3H x 4V = 12 | 3H x 6V = 18 | 3H x 12V = 36 | 6 |
| 4 | AKP-32 | 3H x 3V = 9 | 3H x 4V = 12 | 3H x 6V = 18 | 3H x 12V = 36 | 6 |
| 5 | AKP-33 | 2H x 3V = 6 | 2H x 4V = 8 | 2H x 6V = 12 | 2H x 12V = 24 | 4 |
| 6 | AKP-35 | 1H x 3V = 3 | 1H x 4V = 4 | 1H x 6V = 6 | 1H x 12V = 12 | 2 |

H = Horizontal Row, V = Vertical column.

MAXIMUM NUMBER OF BINS PER SINGLE OR DOUBLE SIDED TUFF STANDS & TUFF TROLLEY

| SR. NO | ART NO | WINGS TUFF STAND | | WINGS TUFF TROLLEY | |
|------------------------|-------------|----------------------|--------------------------|----------------------|--------------------------|
| | | BINS PER SINGLE SIDE | BINS PER DOUBLE SIDE | BINS PER SINGLE SIDE | BINS PER DOUBLE SIDE |
| SUPRA BINS | | | | | |
| 1 | SB 1 | 9H x 24V = 216 | 9H x 24V x 2 sides = 432 | 9H x 16V = 144 | 9H x 16V x 2 sides = 288 |
| 2 | SB 2 | 9H x 16V = 144 | 9H x 16V x 2 sides = 288 | 9H x 10V = 90 | 9H x 10V x 2 sides = 180 |
| 3 | SB 3 | 7H x 12V = 84 | 7H x 12V x 2 sides = 168 | 7H x 8V = 56 | 7H x 8V x 2 sides = 112 |
| 4 | SB 4 | 5H x 12V = 60 | 5H x 12V x 2 sides = 120 | 5H x 8V = 40 | 5H x 8V x 2 sides = 80 |
| 5 | SB 5 | 2H x 12V = 24 | 2H x 12V x 2 sides = 48 | 2H x 8V = 16 | 2H x 8V x 2 sides = 32 |
| 6 | SB 6 | 5H x 12V = 60 | 5H x 12V x 2 sides = 120 | 5H x 8V = 40 | 5H x 8V x 2 sides = 80 |
| WINGS BINS | | | | | |
| 1 | W-05 | 8H x 24V = 192 | 8H x 24V x 2 sides = 384 | 8H x 16V = 128 | 8H x 16V x 2 sides = 256 |
| 2 | W-11 | 8H x 16V = 128 | 8H x 16V x 2 sides = 256 | 8H x 11V = 88 | 8H x 11V x 2 sides = 176 |
| 3 | W-12 | 8H x 16V = 128 | 8H x 16V x 2 sides = 256 | 8H x 11V = 88 | 8H x 11V x 2 sides = 176 |
| 4 | W-125 | 6H x 12V = 72 | 6H x 12V x 2 sides = 144 | 6H x 8V = 48 | 6H x 8V x 2 sides = 96 |
| 5 | W-13 | 6H x 12V = 72 | 6H x 12V x 2 sides = 144 | 6H x 8V = 48 | 6H x 8V x 2 sides = 96 |
| 6 | W-135 | 4H x 9V = 36 | 4H x 9V x 2 sides = 72 | 4H x 6V = 24 | 4H x 6V x 2 sides = 48 |
| 7 | W-14 | 4H x 9V = 36 | 4H x 9V x 2 sides = 72 | 4H x 6V = 24 | 4H x 6V x 2 sides = 48 |
| 8 | W-16 | 2H x 9V = 18 | 2H x 9V x 2 sides = 36 | 2H x 6V = 12 | 2H x 6V x 2 sides = 24 |
| HIPPO BINS | | | | | |
| 1 | 612/T | 8V x 24H = 192 | 8V x 24H x 2 sides = 384 | 8V x 16H = 128 | 8V x 16H x 2 sides = 256 |
| 2 | 612/S | 8V x 16H = 128 | 8V x 16H x 2 sides = 256 | 8V x 11H = 88 | 8V x 11H x 2 sides = 176 |
| 3 | 612/S2 | 8V x 16H = 128 | 8V x 16H x 2 sides = 256 | 8V x 11H = 88 | 8V x 11H x 2 sides = 176 |
| 4 | 612/M | 5V x 12H = 60 | 5V x 12H x 2 sides = 120 | 5V x 8H = 40 | 5V x 8H x 2 sides = 80 |
| 5 | 612/DW | 2V x 12H = 24 | 2V x 12H x 2 sides = 48 | 2V x 8H = 16 | 2V x 8H x 2 sides = 32 |
| 6 | 612/B | 4V x 10H = 40 | 4V x 10H x 2 sides = 80 | 4V x 7H = 28 | 4V x 7H x 2 sides = 56 |
| BULL BINS | | | | | |
| 1 | BULL BIN 5 | 9V x 16H = 144 | 9V x 16H x 2 sides = 288 | 9V x 11H = 99 | 9V x 11H x 2 sides = 198 |
| 2 | BULL BIN 15 | 7V x 16H = 112 | 7V x 16H x 2 sides = 224 | 7V x 11H = 77 | 7V x 11H x 2 sides = 154 |
| 3 | BULL BIN 25 | 6V x 12H = 72 | 6V x 12H x 2 sides = 144 | 6V x 8H = 48 | 6V x 8H x 2 sides = 96 |
| 4 | BULL BIN 35 | 4V x 10H = 40 | 4V x 10H x 2 sides = 80 | 4V x 7H = 28 | 4V x 7H x 2 sides = 56 |
| 5 | BULL BIN 45 | 4V x 8H = 32 | 4V x 8H x 2 sides = 64 | 4V x 6H = 24 | 4V x 6H x 2 sides = 48 |
| KOALA PICK BINS | | | | | |
| 1 | AKP-01 | 8V x 24H = 192 | 8V x 24H x 2 sides = 384 | 8V x 16H = 128 | 8V x 16H x 2 sides = 256 |
| 2 | AKP-11 | 8V x 16H = 128 | 8V x 16H x 2 sides = 256 | 8V x 11H = 88 | 8V x 11H x 2 sides = 176 |
| 3 | AKP-22 | 6V x 12H = 72 | 6V x 12H x 2 sides = 144 | 6V x 8H = 48 | 6V x 8H x 2 sides = 96 |
| 4 | AKP-32 | 6V x 12H = 72 | 6V x 12H x 2 sides = 144 | 6V x 8H = 48 | 6V x 8H x 2 sides = 96 |
| 5 | AKP-33 | 4V x 12H = 48 | 4V x 12H x 2 sides = 96 | 4V x 8H = 32 | 4V x 8H x 2 sides = 64 |
| 6 | AKP-35 | 2V x 12H = 24 | 2V x 12H x 2 sides = 48 | 2V x 8H = 16 | 2V x 8H x 2 sides = 32 |

H = Horizontal Row, V = Vertical column.



High Visibility Pallet Rack Upright Protector

The VISIPRO Pallet Rack Protector is a low cost guarding solution for the low risk intermediate uprights within the pallet rack structure.

- ▶ Low Cost Pallet Rack Protector.
- ▶ Tough Impact Resistant.
- ▶ High Visibility Yellow Colour.
- ▶ Energy Absorbing Inner Pad.
- ▶ Easily Fitted and Removed.
- ▶ No Floor Fixings Needed.
- ▶ Certified to Impact Loads specified in European Standard EN 15512-2009.
- ▶ Made from Polyethylene Compounded Plastic.

ALKON VISIPRO CABLE TIE


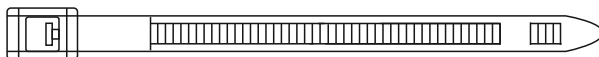
Are No : **AVQ.**

Std. pack : 50 pcs. per ctn.

Two cable ties required for each protector. Additional cable ties can be ordered separately.

Size : 610mm (W) X 16mm (H)

Made from Nylon plastic.



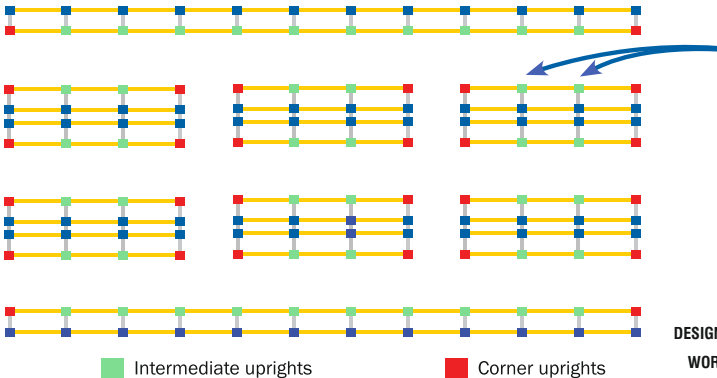
The VISIPRO Pallet Rack Protector is a low cost guarding solution for the low risk intermediate uprights within the pallet rack structure.

| Intermediate Uprights | Corner Uprights |
|-----------------------|-------------------------|
| Frontal Impact | Frontal and Side Impact |
| Struck by Pallet | Struck by Fork Lift |
| Low Risk | High Risk |
| Low Cost Protection | Independent Steel Guard |

| ART NO | DESCRIPTION | STD. PACK |
|--------|--|-----------|
| AVS1 | VISIPRO Rack Upright Protector - 75mm (W) X 500mm (H) For Rack Uprights from 50mm To 63mm width. | 30 |
| AVS2 | VISIPRO Rack Upright Protector - 88mm (W) X 500mm (H) For Rack Uprights from 63mm To 76mm width. | 24 |
| AVA | VISIPRO Rack Upright Protector - 95mm (W) X 500mm (H) For Rack Uprights from 70mm To 83mm width. | 24 |
| AVB | VISIPRO Rack Upright Protector - 104mm (W) X 500mm (H) For Rack Uprights from 79mm To 92mm width. | 21 |
| AVC | VISIPRO Rack Upright Protector - 117mm (W) X 500mm (H) For Rack Uprights from 92mm To 105mm width. | 18 |
| AVD | VISIPRO Rack Upright Protector - 130mm (W) X 500mm (H) For Rack Uprights from 105mm To 118mm width. | 18 |
| AVE | VISIPRO Rack Upright Protector - 143mm (W) X 500mm (H) For Rack Uprights from 118mm To 131mm width. | 15 |
| AVF | VISIPRO Rack Upright Protector - 155mm (W) X 500mm (H) For Rack Uprights from 130mm To 143mm width. | 12 |
| AVG | VISIPRO Rack Upright Protector - 170mm (W) X 500mm (H) For Rack Uprights from 143mm To 156mm width. | 10 |



All dimensions in mm approx.



DESIGN REGISTRATION NO. 235224
WORLDWIDE PATENT PENDING



High Visibility Pallet Deflectors


High Visibility Deflectors to Protect Pallet Rack Uprights against Pallet Impacts.

- ▶ Designed to mitigate the effect of pallet impacts against rear and front pallet racking uprights.
- ▶ Reduces rack maintenance and rear upright damage by up to 90%.
- ▶ Affordable prices and Quick Installation.
- ▶ Made from injection molded, high-impact plastic compound with energy absorbing and self-reforming properties.
- ▶ The safety yellow colour ensures high visibility, enhancing the forklift driver's ability to identify the upright's location.
- ▶ Available in two models: The AX115 for the rear uprights of pallet racks, and the AX140 for front uprights with protectors.
- ▶ The AX115 for rear upright has a 115mm internal diameter and height of 120mm, allowing ample room to be placed over the anchoring footplate of the upright and within the anchor bolts.
- ▶ The AX140 for the front upright has a 140mm internal diameter and height of 120mm, and is placed around the front upright mounted with Visipro Pallet Rack Protector of sizes AVS1, AVS2, AVA, AVB or AVC.

| ART NO | DESCRIPTION | STD. PACK |
|--------|---|-----------|
| AX115 | VISIPRO Pallet Deflector 115mm Internal Diameter & 120mm Height. Qty.: 25 Deflector sets (AX115 - 25 x 2 = 50 pcs.) | 50 pcs. |
| AX140 | VISIPRO Pallet Deflector 140mm Internal Diameter & 120mm Height. Qty.: 16 Deflector sets (AX140 - 16 x 2 = 32 pcs.) | 32 pcs. |
| AXLP | Heavy duty locking Pin - 125mm Length | 100 pcs. |

All dimensions in mm approx.

VISIPRO HEAVY DUTY LOCKING PINS



ART NO : **AXLP**


Std. pack : 100 pcs. per ctn.

Two pins required for each Deflector. Additional pins can be ordered separately.

Size : 125mm Length.

Made from Nylon plastic.






- Made from High Impact Polystyrene, these drawer containers are ideal for storing hardware and standard parts inside drawers of tool cabinets.
- These drawer containers are available in 6 sizes.
- These drawer containers when positioned inside the standard tool cabinet drawers make easy and well defined compartments for each type of part stored in them.
- These drawer containers being modular help in organizing the drawers of tool cabinets to store different parts systematically.
- Each Container has a label holder which permit the insertion of labels for easy part identification.
- These containers are available in blue colour only.

| Art No | Outside Dimensions in mm | | | Inside Dimensions in mm | | |
|--------|--------------------------|-------|--------|-------------------------|-------|--------|
| | Length | Width | Height | Length | Width | Height |
| A-45 | 150 | 150 | 45 | 144 | 144 | 42 |
| B-45 | 150 | 75 | 45 | 144 | 70 | 42 |
| C-45 | 75 | 75 | 45 | 70 | 70 | 42 |
| A-75 | 150 | 150 | 75 | 144 | 144 | 72 |
| B-75 | 150 | 75 | 75 | 144 | 70 | 72 |
| C-75 | 75 | 75 | 75 | 70 | 70 | 72 |

All dimensions in mm approx.



Different combination of containers in use.





- Set of 20 Bins & 5 Rails.
- 5 Nos of Rails for wall mounting.
- 20 Nos of Bins can be stacked or mounted on Rails.
- Size of each Poly Bin :
125mm (L) x 100mm (W) x 75mm (H) .

Art No : PBR-205



Poly Bins mounted on rails.

ORGANIZE

Small Parts, SCREWS, NUTS & MORE !

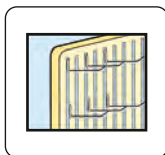
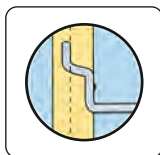


MULTY DISPLAY BOARD

- 451 hanging holes on the board supplied with 38 Nos Steel Hooks (8 Nos of Big hooks & 30 Nos of Small hooks) and 38 Plastic locks.
- Extendable when necessary.
- For samples & other displays.
- For retail outlets, offices, homes etc.
- Made from Polypropylene Copolymer.

Art No : MDB-500

Size : 505mm (W) x 390mm (H)



Colours : Red Blue Grey

Please note:
Colours shown here are similar, not exact to actual product colours.

All dimensions in mm approx.



Art No : **ACO 25**

Ideal for storing electronic parts, hardware etc.
Suitable for homes workshops and factories.
Comes with clear see through plastic drawers
for easy visibility of contents.

ACO body is made from high impact polystyrene.
ACO drawers are made from general purpose polystyrene.

Art No : ACO 25 with 25 Drawers.

Cabinet Size :
400mm (L) x 250mm (H) x 160mm (D)

Drawer Size :
150mm (D) x 75mm (L) x 35mm (H)



TOOL TRAY

Multi Purpose Tool Tray

- For holding Screwdrivers, Files, Pliers, Spanners etc.
- Can be directly screwed on walls, Workstations etc.
- Can be used on Louvre Panels.
- Made from High Impact Polystyrene.

Art No : ATT

Colours : Red Blue Grey

Please note:
Colours shown here are similar, not exact to actual
product colours.



Art No : ATT

All dimensions in mm approx.



PROTECT ELECTRO STATIC SENSITIVE DEVICES

ABOUT ELECTROSTATIC DISCHARGE (ESD)

To a greater or lesser extent all contact between objects, every separation of one item from another, each sliding of one thing on another, causes a disturbance of electrical charge. When charge disturbance take place faster than charge redistribution, static charge accumulates. ESD occurs where charges of different electrostatic potentials meet. The flow of electrons is usually sudden and releases energy that can damage electrostatic sensitive devices (ESDs) This is referred to as tribo electric generations.

Static charges of upto 30000 volts are not uncommon and can be generated by the simple act of walking across a floor, yet a discharge of only 10 volts can destroy a class 1 ESD sensitive device.

A material that inhibits the generation of tribo electric generation is classified as anti-static. An anti-static material can be

- conductive (10^3 - 10^6 ohms/sq),
- static dissipative (10^7 - 10^9 ohms/sq),
- anti-static (10^{10} - 10^{12} ohms/sq) or even
- insulative (greater than 10^{12} ohms/sq)

Only conductive or static dissipative anti static material should be used in ESD protected areas .



| | | | |
|--|---|---|--------------------------------|
| 10^3 10^4 10^5 10^6 CONDUCTIVE | 10^7 10^8 10^9 STATIC DISSIPATIVE | 10^{10} 10^{11} 10^{12} ANTI STATIC | 10^{13} INSULATIVE |
|--|---|---|--------------------------------|






CONDUCTIVE AND NON CONDUCTIVE ADJUSTABLE PCB CARRIERS


Non Conductive Adjustable PCB Carrier No 5




Conductive Adjustable PCB Carrier No 5



Multi Use



Non Conductive Adjustable PCB Carrier No 6



Conductive & Non Conductive Fixed PCB Carriers

ALKON adjustable PCB Carriers can be used for protection of boards during storage or transport in assembly line or integrated with automatic component insertion machines. They can be stacked one on each other. Each PCB Carrier has 31 distinct slots which can hold a maximum of 31 PCB's. Special Aluminium Guides have a unique design which remains flush with the PCB Carriers. They help in adjusting the width as per the size of the PCB's. Three lengths of aluminium guides are available i.e. 253mm, 353mm and 553mm.

ADJUSTABLE PCB CARRIER NO : 5

Useful for small to medium boards.

Size of sides 350mm (L) x 105mm (H)

Use different size of Aluminium guides to make the configuration as per the size of the PCB.

Different sizes of PCB's can be fitted in two PCB Carriers as shown in the picture.

Conductive Adjustable PCB Carrier No : 5

Set of 2 pcs.- Colour Black made from conductive polystyrene.

Art No : **APCR5 - C**

Non Conductive Adjustable PCB Carrier No : 5

Set of 2 pcs.- Colour Grey made from high impact polystyrene.

Art No : **APCR5 - N**

Order aluminium guides separately.

ALUMINIUM GUIDES

Are available in three standard lengths :

Art No : **APCRG - 2**

253 mm Set of 2 pcs.

Art No : **APCRG - 3**

353 mm Set of 2 pcs.

Art No : **APCRG - 5**

553 mm Set of 2 pcs.

ADJUSTABLE PCB CARRIER NO.: 6

Useful for medium sized boards.

Size of sides 350mm (L) x 210mm (W)

2 Sets of Aluminium guides are required for Carrier No 6

Conductive Adjustable PCB Carrier No : 6

Set of 2 pcs. - Colour Black. Art No : **APCR6 - C**

Made from conductive polystyrene.

Non Conductive Adjustable PCB Carrier No : 6

Set of 2 pcs. - Colour Grey. Art No : **APCR6 - N**

Made from high impact polystyrene.

Order Aluminium guides separately.

CONDUCTIVE & NON CONDUCTIVE FIXED PCB CARRIERS

Economical carriers for handling clinched SMD's, Soldered or bare boards of any size.

Tapered slots to keep PCB's in taper position.

Easy to carry.

Size 458mm (L) x 140mm (W)

25 Slots

Black Colour for conductive. Art No : **APCR1-C**

Made from conductive polystyrene.

Grey Colour for non conductive. Art No : **APCR1-N**

Made from high impact polystyrene.

Packing : Fixed PCB Carriers are packed 5 pcs. in a box.

All dimensions in mm approx.



Art No : **APCR 4 - C**
(Conductive Black)



Art No : **APCR 4 - N**
(Non Conductive Grey)

It is a two side support PCB carrier of conductive or non conductive material for stronger card holding. Conductive PCB carriers are excellent PCB carriers for work benches. Easy to handle and does not occupy much space.

- Holds boards on two contiguous edges.
- Nestable when not in use.
- Conductive PCB carrier available in Black colour.
- Made from conductive polystyrene.
- Non conductive PCB carriers available in Grey colour.
- Made from high impact polystyrene.
- Size : 207mm (D) x 273mm (W) x 95 mm (H)
- 25 grooves, 9mm Pitch, 3mm width.

CONDUCTIVE COMPONENT ORGANISER



Conductive Component Organiser

COMPONENT ORGANISER

- Conductive Component Organiser provides systematic storage of electrostatic sensitive devices.
- It consists of a cabinet with 25 small drawers.
Size of Cabinet :
400mm (W) x 250mm (H) x 160mm (D)
- Size of the Drawers :
150mm (L) x 75mm (W) x 35mm (H)
- Art No : **ACO 25 - C Conductive**
- Made from conductive polystyrene.

All dimensions in mm approx.



Today's electronic manufacturers need a workstation designed to help reduce harmful discharges from reaching vulnerable parts and assemblies. Part of the overall solution is to have a workstation designed with the proper grounding system to dissipate any charge away from the product you're producing. Our custom made workstations are designed to withstand the toughest of environments, allow total flexibility for future upgrades and meet your organization's ESD needs.

Standard Features

- Workstation structure made from 20mm x 40mm rectangular pipes of 18 Gauge.
- Available in powder coated in light grey RAL 7035 colour.
- ESD Mat for table top with grounding cord.
- Universal spike protector 230V / 50Hz, 15 Amps with four sockets.
- Four conductive leveling screws for base with height adjustment facility.
- Foot rest for user convenience.
- 28 W flicker free swivel Light.
- Louver panel.
- Conductive Bins as required.
- Tool Tray with option of fitting on Left or Right side.
- Alkon Modular System with lock. 1 No as per image above.
- Writing & Felt Board supplied only for **AWS12060**.



Art No : AWS12060



Art No : AWS12060 SP

Available in standard sizes as below :

| Art No | Size |
|------------------|--|
| AWS 12060 | Table Top Size : 1200mm (W) X 600mm (D) over all height 1800mm |

Available in standard sizes as below :

| Art No | Size |
|---------------------|--|
| AWS 12060 SP | Table Top Size : 1200mm (W) X 600mm (D) over all height 1500mm |

Work Station for Non ESD application also available.

All dimensions in mm approx.




Modular system is an ideal storage system for Electrostatic sensitive devices based on standard modules which can be interlocked and stacked one on top of each other.

The basic system is based on four drawer sizes which can be interchanged in the ratio of : 1 : 2 : 3 : 4.

All cabinets can be supplied with / without central lock.

Made from conductive polystyrene.





AD1-C


AD2-C



AMS6L-C



STOPPERS




AD3-C

AD4-C



AMS4L-C



CENTRAL LOCK

SPECIAL STOPPERS

Special stoppers are provided to stop the drawers when opened fully. To remove drawer from the cabinet lift the drawer up & remove from cabinet.



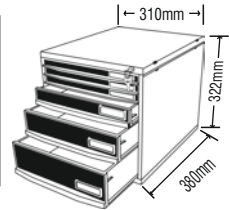
AMS12L-C



AMS3L-C



Set of clips are provided for interlocking of cabinets.



INTERNAL SIZE OF DRAWERS

- AD 1-C: 360mm (D) x 270mm (W) x 16mm (H)
- AD 2-C: 360mm (D) x 270mm (W) x 39mm (H)
- AD 3-C: 360mm (D) x 270mm (W) x 62mm (H)
- AD 4-C: 360mm (D) x 270mm (W) x 87mm (H)

AMS 12-C : Modular system with 12 Nos of AD 1 Drawers.

AMS 6-C : Modular system with 6 Nos of AD 2 Drawers.

AMS 4-C : Modular System with 4 Nos of AD 3 Drawers.

AMS 3-C : Modular System with 3 Nos of AD 4 Drawers.

MIXED DRAWER SYSTEM

Modular System can be fitted with different size of drawers in the same cabinet. For example, one AD 4-C drawers can be replaced by two AD 2-C drawers or one AD 1-C drawer and one AD 3-C drawer.

INDICATOR

Name plate can be changed by pushing out the paper from the indicator as shown.

BASE UNIT

Base unit can be used with castors to make a mobile unit. One or more base units can be used (Joined by set of four dowels provided) under the Modular system to raise the cabinet from the floor. Height of the base unit is 35mm.

CENTRAL LOCKING SYSTEM

Is provided OPTIONALLY. Product numbers for cabinet with locks will be AMS 12L-C , AMS 6L-C, AMS 4L-C & AMS 3L-C

CONDUCTIVE UTILITY CONTAINERS : FOR STORAGE OF SMALL PARTS. THREE SIZES OF CONTAINER IN BLACK COLOUR ARE AVAILABLE TO FIT IN AD 3-C / AD 4-C DRAWERS.



Combination of Containers in AD 3-C drawers

Sizes of Containers :

Art No : UC 1-C

Size : 85mm (L) x 85mm (W) x 55mm (H)

12 Containers fit in one AD3-C / AD4-C drawer.

Art No : UC 2-C

Size : 175mm (L) x 85mm (W) x 55mm (H)

6 Containers fit in one AD3-C / AD4-C drawer.

Art No : UC 3-C

Size : 255mm (L) x 85mm (W) x 55mm (H)

4 Containers fit in one AD3-C / AD4-C drawer.

All dimensions in mm approx.



SB 1-C



SB 2-C



SB 3-C



SB 4-C



SB 5-C



SB 6-C



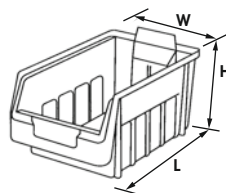
SB 7-C



SB 8-C

- Made from Conductive Polypropylene.
- Strong rear lip for use with louvred panels.
- Strong heavy duty, with reinforced base side & stacking rim.
- Resistant to most industrial solvents.
- Clear access to contents.
- All bins with identification card holder slots.
- Incorporates a safety stop feature in SB 4-C, SB 5-C, SB 6-C, at the back for use in shelves.

Colour - BLACK.



| Art No | Outside Dimensions in mm | | | Inside Dimensions in mm | | |
|--------|--------------------------|-------|--------|-------------------------|-------|--------|
| | Length | Width | Height | Length | Width | Height |
| SB 1-C | 125 | 100 | 60 | 117 | 80 | 52 |
| SB 2-C | 170 | 100 | 85 | 157 | 80 | 75 |
| SB 3-C | 220 | 130 | 125 | 200 | 115 | 115 |
| SB 4-C | 290 | 178 | 143 | 265 | 155 | 130 |
| SB 5-C | 290 | 363 | 145 | 265 | 340 | 130 |
| SB 6-C | 440 | 180 | 145 | 415 | 154 | 130 |
| SB 7-C | 435 | 425 | 215 | 405 | 380 | 208 |
| SB 8-C | 600 | 425 | 300 | 530 | 375 | 290 |

All dimensions in mm approx.

SB 8-C subject to MOQ.



Louvre Panel
Mounted with Conductive Supra bins

SUPRA BIN PARTITIONS CONDUCTIVE

Horizontal partition for SB 4-C & SB 6-C

Art No : **HP SB 4/6-C**

Standard Packing : 10 pcs. per ctn.

Vertical partition for SB4-C & SB5-C

Art No : **VP SB 4/5-C**

Standard Packing : 10 pcs. per ctn.

Vertical partition for SB 6-C

Art No : **VP SB 6-C**

Standard Packing : 10 pcs. per ctn.

Vertical partition for SB 7-C

Art No : **VP SB 7-C**

Standard Packing : 10 pcs. per ctn.



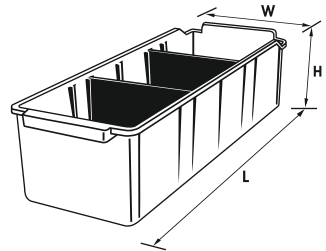
SB 5-C fitted with
1 No of VP SB 4/5
Conductive vertical partition



SB 4-C fitted with
1 No of HP SB 4/6
Conductive Horizontal partition



- **MADE FROM CONDUCTIVE POLYPROPYLENE**
- Designed to fit roll post shelving systems.
- Five standard bin sizes to suit 400mm deep shelving.
- Resistant to most industrial solvents.
- Integral back stop for clear viewing of PANDA BIN contents.
- Partitions are notched to ensure positive location within the bins.
- PANDA BINS feature a small handle to allow maximum area of the front face for sticking identification labels.



BIN DIMENSIONS

| ART NO | Outer Dimensions | | | Inner Dimensions | | | No Of Partitions with each bin | Effective Height | Std. Pack |
|-----------|------------------|-------|--------|------------------|-------|--------|--------------------------------|------------------|-----------|
| | Length | Width | Height | Length | Width | Height | | | |
| PSB 401-C | 415 | 100 | 60 | 393 | 86 | 55 | 3 | 55 | 24 |
| PSB 402-C | 415 | 100 | 110 | 393 | 86 | 105 | 2 | 105 | 24 |
| PSB 403-C | 415 | 150 | 110 | 393 | 136 | 105 | 2 | 105 | 12 |
| PSB 404-C | 415 | 220 | 135 | 393 | 210 | 130 | 2 | 130 | 12 |
| PSB 405-C | 415 | 300 | 135 | 393 | 282 | 130 | 2 | 130 | 6 |


All dimensions in mm Approx



For details of shelving systems ordering chart please refer page No 69, 70, 71, 72 and 73



ASU 6C



ASU 6C Shelving Unit Consists of :

- ▶ 1 Set of ASUB 124 Shelving Body.
- ▶ 13 Nos of Shelves - Art No : ASUS 400
- ▶ 1 No of Kick Plate - Art No : ASUKP
- ▶ 9 Nos of PSB 401-C Bins on each shelf.
- ▶ Total 108 Nos of PSB 401-C Bins.


ASU 7C



ASU 7C Shelving Unit Consists of :

- ▶ 1 Set of ASUB 124 Shelving Body.
- ▶ 9 Nos of Shelves - Art No : ASUS 400
- ▶ 1 No of Kick Plate - Art No : ASUKP
- ▶ 9 Nos of PSB 402-C Bins on each shelf.
- ▶ Total 72 Nos of PSB 402-C Bins.

ASU 8C



ASU 8C Shelving Unit Consists of :

- ▶ 1 Set of ASUB 124 Shelving Body.
- ▶ 9 Nos of Shelves - Art No : ASUS 400
- ▶ 1 No of Kick Plate - Art No : ASUKP
- ▶ 6 Nos of PSB 403-C Bins on each shelf.
- ▶ Total 48 Nos of PSB 403-C Bins.

ASU 9C




ASU 9C^{*} Shelving Unit Consists of :

- ▶ 1 Set of ASUB 124 Shelving Body.
- ▶ 8 Nos of Shelves - Art No : ASUS 400
- ▶ 4 Nos of PSB 404-C Bins on each shelf.
- ▶ Total 28 Nos of PSB 404-C Bins.

* (No Kick Plate in standard unit, if Kick Plate is required then there will be 7 Nos of ASUS 400 Shelves & 24 Nos of PSB 404-C Bins)

|  | <p>PSB 401-C BIN SIZE</p> <table border="1"> <thead> <tr> <th>Length</th> <th>Width</th> <th>Height</th> </tr> </thead> <tbody> <tr> <td>415mm</td> <td>100mm</td> <td>60mm</td> </tr> </tbody> </table> | Length | Width | Height | 415mm | 100mm | 60mm |
|---|--|--------|-------|--------|-------|-------|-------|
| Length | Width | Height | | | | | |
| 415mm | 100mm | 60mm | | | | | |
|  | <p>PSB 402-C BIN SIZE</p> <table border="1"> <thead> <tr> <th>Length</th> <th>Width</th> <th>Height</th> </tr> </thead> <tbody> <tr> <td>415mm</td> <td>100mm</td> <td>110mm</td> </tr> </tbody> </table> | Length | Width | Height | 415mm | 100mm | 110mm |
| Length | Width | Height | | | | | |
| 415mm | 100mm | 110mm | | | | | |
|  | <p>PSB 403-C BIN SIZE</p> <table border="1"> <thead> <tr> <th>Length</th> <th>Width</th> <th>Height</th> </tr> </thead> <tbody> <tr> <td>415mm</td> <td>150mm</td> <td>110mm</td> </tr> </tbody> </table> | Length | Width | Height | 415mm | 150mm | 110mm |
| Length | Width | Height | | | | | |
| 415mm | 150mm | 110mm | | | | | |
|  | <p>PSB 404-C BIN SIZE</p> <table border="1"> <thead> <tr> <th>Length</th> <th>Width</th> <th>Height</th> </tr> </thead> <tbody> <tr> <td>415mm</td> <td>220mm</td> <td>135mm</td> </tr> </tbody> </table> | Length | Width | Height | 415mm | 220mm | 135mm |
| Length | Width | Height | | | | | |
| 415mm | 220mm | 135mm | | | | | |
|  | <p>PSB 405-C BIN SIZE</p> <table border="1"> <thead> <tr> <th>Length</th> <th>Width</th> <th>Height</th> </tr> </thead> <tbody> <tr> <td>415mm</td> <td>300mm</td> <td>135mm</td> </tr> </tbody> </table> | Length | Width | Height | 415mm | 300mm | 135mm |
| Length | Width | Height | | | | | |
| 415mm | 300mm | 135mm | | | | | |

ASU 10C




ASU 10C^{*} Shelving Unit Consists of :

- ▶ 1 Set of ASUB 124 Shelving Body.
- ▶ 8 Nos of Shelves - Art No : ASUS 400
- ▶ 3 Nos of PSB 405-C Bins on each shelf.
- ▶ Total 21 Nos of PSB 405-C Bins.

* (No Kick Plate in standard unit, if Kick Plate is required then there will be 7 Nos of ASUS 400 Shelves & 18 Nos of PSB 405-C Bins)



ASU 31C



ASU 31C Shelving Unit Consists of :

- ▶ 1 Set of ASUB 184 Shelving Body.
- ▶ 19 Nos of Shelves - Art No : ASUS 400
- ▶ 1 No of Kick Plate - Art No : ASUKP
- ▶ 9 Nos of PSB 401-C Bins on each shelf.
- ▶ Total 162 Nos of PSB 401-C Bins.

ASU 32C



ASU 32C Shelving Unit Consists of :

- ▶ 1 Set of ASUB 184 Shelving Body.
- ▶ 13 Nos of Shelves - Art No : ASUS 400
- ▶ 1 No of Kick Plate - Art No : ASUKP
- ▶ 9 Nos of PSB 402-C Bins on each shelf.
- ▶ Total 108 Nos of PSB 402-C Bins.

ASU 33C



ASU 33C Shelving Unit Consists of :

- ▶ 1 Set of ASUB 184 Shelving Body.
- ▶ 13 Nos of Shelves - Art No : ASUS 400
- ▶ 1 No of Kick Plate - Art No : ASUKP
- ▶ 6 Nos of PSB 403-C Bins on each shelf.
- ▶ Total 72 Nos of PSB 403-C Bins.

ASU 34C



ASU 34C Shelving Unit Consists of :

- ▶ 1 Set of ASUB 184 Shelving Body.
- ▶ 11 Nos of Shelves - Art No : ASUS 400
- ▶ 1 No of Kick Plate - Art No : ASUKP
- ▶ 4 Nos of PSB 404-C Bins on each shelf.
- ▶ Total 40 Nos of PSB 404-C Bins.

| | <p>PSB 401-C BIN SIZE</p> <table border="1"> <thead> <tr> <th>Length</th> <th>Width</th> <th>Height</th> </tr> </thead> <tbody> <tr> <td>415mm</td> <td>100mm</td> <td>60mm</td> </tr> </tbody> </table> | Length | Width | Height | 415mm | 100mm | 60mm |
|--------|--|--------|-------|--------|-------|-------|-------|
| Length | Width | Height | | | | | |
| 415mm | 100mm | 60mm | | | | | |
| | <p>PSB 402-C BIN SIZE</p> <table border="1"> <thead> <tr> <th>Length</th> <th>Width</th> <th>Height</th> </tr> </thead> <tbody> <tr> <td>415mm</td> <td>100mm</td> <td>110mm</td> </tr> </tbody> </table> | Length | Width | Height | 415mm | 100mm | 110mm |
| Length | Width | Height | | | | | |
| 415mm | 100mm | 110mm | | | | | |
| | <p>PSB 403-C BIN SIZE</p> <table border="1"> <thead> <tr> <th>Length</th> <th>Width</th> <th>Height</th> </tr> </thead> <tbody> <tr> <td>415mm</td> <td>150mm</td> <td>110mm</td> </tr> </tbody> </table> | Length | Width | Height | 415mm | 150mm | 110mm |
| Length | Width | Height | | | | | |
| 415mm | 150mm | 110mm | | | | | |
| | <p>PSB 404-C BIN SIZE</p> <table border="1"> <thead> <tr> <th>Length</th> <th>Width</th> <th>Height</th> </tr> </thead> <tbody> <tr> <td>415mm</td> <td>220mm</td> <td>135mm</td> </tr> </tbody> </table> | Length | Width | Height | 415mm | 220mm | 135mm |
| Length | Width | Height | | | | | |
| 415mm | 220mm | 135mm | | | | | |
| | <p>PSB 405-C BIN SIZE</p> <table border="1"> <thead> <tr> <th>Length</th> <th>Width</th> <th>Height</th> </tr> </thead> <tbody> <tr> <td>415mm</td> <td>300mm</td> <td>135mm</td> </tr> </tbody> </table> | Length | Width | Height | 415mm | 300mm | 135mm |
| Length | Width | Height | | | | | |
| 415mm | 300mm | 135mm | | | | | |

ASU 35C




ASU 35C Shelving Unit Consists of :

- ▶ 1 Set of ASUB 184 Shelving Body.
- ▶ 11 Nos of Shelves - Art No : ASUS 400
- ▶ 1 No of Kick Plate - Art No : ASUKP
- ▶ 3 Nos of PSB 405-C Bins on each shelf.
- ▶ Total 30 Nos of PSB 405-C Bins.



ASU 56C



ASU 56C Shelving Unit Consists of :

- ▶ 1 Set of ASUB 214 Shelving Body.
- ▶ 22 Nos of Shelves - Art No : ASUS 400
- ▶ 1 No of Kick Plate - Art No : ASUKP
- ▶ 9 Nos of PSB 401-C Bins on each shelf.
- ▶ Total 189 Nos of PSB 401-C Bins.

ASU 57C



ASU 57C Shelving Unit Consists of :

- ▶ 1 Set of ASUB 214 Shelving Body.
- ▶ 15 Nos of Shelves - Art No : ASUS 400
- ▶ 1 No of Kick Plate - Art No : ASUKP
- ▶ 9 Nos of PSB 402-C Bins on each shelf.
- ▶ Total 126 Nos of PSB 402-C Bins.

ASU 58C



ASU 58C Shelving Unit Consists of :

- ▶ 1 Set of ASUB -214 Shelving Body.
- ▶ 15 Nos of Shelves - Art No : ASUS- 400
- ▶ 1 No of Kick Plate - Art No : ASUKP
- ▶ 6 Nos of PSB 403-C Bins on each shelf.
- ▶ Total 84 Nos of PSB 403-C Bins.

ASU 59C



ASU 59C Shelving Unit Consists of :

- ▶ 1 Set of ASUB 214 Shelving Body.
- ▶ 13 Nos of Shelves - Art No : ASUS 400
- ▶ 1 No of Kick Plate - Art No : ASUKP
- ▶ 4 Nos of PSB 404-C Bins on each shelf.
- ▶ Total 48 Nos of PSB 404-C Bins.

| | | | |
|---|---------------------------|-------|--------|
|  | PSB 401-C BIN SIZE | | |
| | Length | Width | Height |
| | 415mm | 100mm | 60mm |
|  | PSB 402-C BIN SIZE | | |
| | Length | Width | Height |
| | 415mm | 100mm | 110mm |
|  | PSB 403-C BIN SIZE | | |
| | Length | Width | Height |
| | 415mm | 150mm | 110mm |
|  | PSB 404-C BIN SIZE | | |
| | Length | Width | Height |
| | 415mm | 220mm | 135mm |
|  | PSB 405-C BIN SIZE | | |
| | Length | Width | Height |
| | 415mm | 300mm | 135mm |

ASU 60C




ASU 60C Shelving Unit Consists of :

- ▶ 1 Set of ASUB 214 Shelving Body.
- ▶ 13 Nos of Shelves - Art No : ASUS 400
- ▶ 1 No of Kick Plate - Art No : ASUKP
- ▶ 3 Nos of PSB 405-C Bins on each shelf.
- ▶ Total 36 Nos of PSB 405-C Bins.



ASU 81C




- ASU 81C Shelving Unit Consists of :**
- ▶ 1 Set of ASUB 234 Shelving Body.
 - ▶ 24 Nos of Shelves - Art No : ASUS 400
 - ▶ 1 No of Kick Plate - Art No : ASUKP
 - ▶ 9 Nos of PSB 401-C Bins on each shelf.
 - ▶ Total 207 Nos of PSB 401-C Bins.

ASU 82C



- ASU 82C Shelving Unit Consists of :**
- ▶ 1 Set of ASUB 234 Shelving Body.
 - ▶ 16 Nos of Shelves - Art No : ASUS 400
 - ▶ 1 No of Kick Plate - Art No : ASUKP
 - ▶ 9 Nos of PSB 402-C Bins on each shelf.
 - ▶ Total 135 Nos of PSB 402-C Bins.

ASU 83C



- ASU 83C Shelving Unit Consists of :**
- ▶ 1 Set of ASUB -234 Shelving Body.
 - ▶ 16 Nos of Shelves - Art No : ASUS- 400
 - ▶ 1 No of Kick Plate - Art No : ASUKP
 - ▶ 6 Nos of PSB 403-C Bins on each shelf.
 - ▶ Total 90 Nos of PSB 403-C Bins.

ASU 84C



- ASU 84C Shelving Unit Consists of :**
- ▶ 1 Set of ASUB 234 Shelving Body.
 - ▶ 14 Nos of Shelves - Art No : ASUS 400
 - ▶ 1 No of Kick Plate - Art No : ASUKP
 - ▶ 4 Nos of PSB 404-C Bins on each shelf.
 - ▶ Total 52 Nos of PSB 404-C Bins.

| | <p>PSB 401-C BIN SIZE</p> <table border="1"> <thead> <tr> <th>Length</th> <th>Width</th> <th>Height</th> </tr> </thead> <tbody> <tr> <td>415mm</td> <td>100mm</td> <td>60mm</td> </tr> </tbody> </table> | Length | Width | Height | 415mm | 100mm | 60mm |
|--------|--|--------|-------|--------|-------|-------|-------|
| Length | Width | Height | | | | | |
| 415mm | 100mm | 60mm | | | | | |
| | <p>PSB 402-C BIN SIZE</p> <table border="1"> <thead> <tr> <th>Length</th> <th>Width</th> <th>Height</th> </tr> </thead> <tbody> <tr> <td>415mm</td> <td>100mm</td> <td>110mm</td> </tr> </tbody> </table> | Length | Width | Height | 415mm | 100mm | 110mm |
| Length | Width | Height | | | | | |
| 415mm | 100mm | 110mm | | | | | |
| | <p>PSB 403-C BIN SIZE</p> <table border="1"> <thead> <tr> <th>Length</th> <th>Width</th> <th>Height</th> </tr> </thead> <tbody> <tr> <td>415mm</td> <td>150mm</td> <td>110mm</td> </tr> </tbody> </table> | Length | Width | Height | 415mm | 150mm | 110mm |
| Length | Width | Height | | | | | |
| 415mm | 150mm | 110mm | | | | | |
| | <p>PSB 404-C BIN SIZE</p> <table border="1"> <thead> <tr> <th>Length</th> <th>Width</th> <th>Height</th> </tr> </thead> <tbody> <tr> <td>415mm</td> <td>220mm</td> <td>135mm</td> </tr> </tbody> </table> | Length | Width | Height | 415mm | 220mm | 135mm |
| Length | Width | Height | | | | | |
| 415mm | 220mm | 135mm | | | | | |
| | <p>PSB 405-C BIN SIZE</p> <table border="1"> <thead> <tr> <th>Length</th> <th>Width</th> <th>Height</th> </tr> </thead> <tbody> <tr> <td>415mm</td> <td>300mm</td> <td>135mm</td> </tr> </tbody> </table> | Length | Width | Height | 415mm | 300mm | 135mm |
| Length | Width | Height | | | | | |
| 415mm | 300mm | 135mm | | | | | |

ASU 85C



- ASU 85C Shelving Unit Consists of :**
- ▶ 1 Set of ASUB 234 Shelving Body.
 - ▶ 14 Nos of Shelves - Art No : ASUS 400
 - ▶ 1 No of Kick Plate - Art No : ASUKP
 - ▶ 3 Nos of PSB 405-C Bins on each shelf.
 - ▶ Total 39 Nos of PSB 405-C Bins.

THE PERFECT SOLUTION FOR STORING AND RETRIEVING OFFICE FILES & FOLDERS.

SPACE SAVING :

Roundafile systems saves upto 60% of the space needed for other filing systems. Roundafile provides maximum ease of retrieval in minimum space. Roundafile system saves expensive office wall space.



ECONOMICAL :

Roundafile system is the most economical filing system available. Price comparison shows that Roundafile system saves upto 50% in cost as compared to conventional wall filing systems. Why pay more when planning offices? Check and compare !

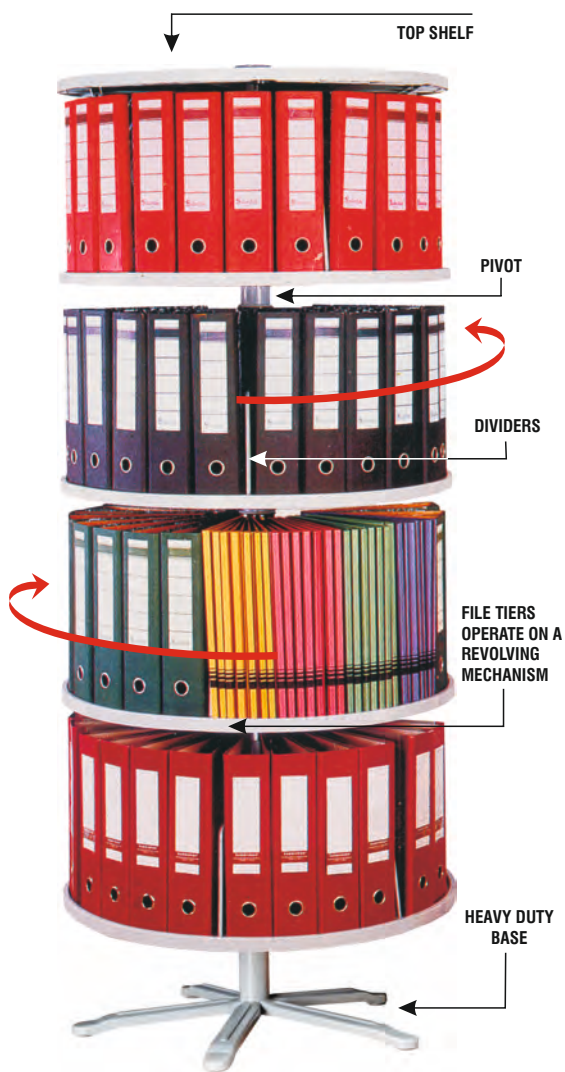


TIME SAVING :

With Roundafile system you retrieve your files at the greatest possible speed. Each tier revolves independently to display 24 Box files or 80 to 100 flat files at a glance.

HAS A MODEL TO SUIT YOU JUST SPIN AND CHOOSE.

- ▶ Made from ABS Plastic.
- ▶ 78cms. Diameter with 6 Partitions.
- ▶ 24 Box Files or 80 to 100 Flat Files per tier.



ROUNDAFILE - EASY, SIMPLE, EFFICIENT

Colours :



Light Grey

Beige

Brown

Please note: Colours shown here are similar, not exact to actual product colours.

A FILING SYSTEM THAT GROWS AS YOUR NEEDS GROW !
UNIQUE WAY TO ARRANGE YOUR OFFICE FILES AT ONE PLACE.



GROW !

AS



2 TIER SYSTEM

- Can hold 48 Box files
- Can hold 200 flat files.
- Diameter : 780mm.
- Total height : 1080mm.

2 Tier system Consist of :

- 1 No Top - Art No : TP
- 2 Nos Tiers - Art No : TR
- 2 Tier Pipe - Art No : 2TP
- 1 No Steel Stand - Art No : STD

YOUR



3 TIER SYSTEM

- Can hold 72 Box files
- Can hold 300 flat files.
- Diameter : 780mm.
- Total height : 1490mm.

3 Tier system Consist of :

- 1 No Top - Art No : TP
- 3 Nos Tiers - Art No : TR
- 3 Tier Pipe - Art No : 2TP
- 1 No Steel Stand - Art No : STD

NEEDS



4 TIER SYSTEM

- Can hold 96 Box files
- Can hold 400 flat files.
- Diameter : 780mm.
- Total height : 1890mm.

4 Tier system Consist of :

- 1 No Top - Art No : TP
- 4 Nos Tiers - Art No : TR
- 4 Tier Pipe - Art No : 2TP
- 1 No Steel Stand - Art No : STD



5 TIER SYSTEM

- Can hold 120 Box files
- Can hold 500 flat files.
- Diameter : 780mm.
- Total height : 2300mm.

5 Tier system Consist of :

- 1 No Top - Art No : TP
- 5 Nos Tiers - Art No : TR
- 5 Tier Pipe - Art No : 2TP
- 1 No Steel Stand - Art No : STD

All dimensions in mm approx.



A product designed and manufactured with meticulous care by **ALKON**. Standard cabinet with four sizes of interchangeable drawers. Stores Files, Documents, Papers, Office Stationery etc.

All cabinets are provided with or without Central Locking System.

Cabinets can be interlocked side by side or one on top of each other. Made from High Impact Polystyrene.

CABINETS AND DRAWERS : COMPUTER LIGHT GREY COLOUR

Please Note: Colours shown here are similar, not exact to actual product colours.



MS12L

With 12 Nos of D1 Drawers and Lock



MS6L

With 6 Nos of D2 Drawers and Lock



MS4L

With 4 Nos of D3 Drawers and Lock



MS3L

With 3 Nos of D4 Drawers and Lock



MS3111L

Mix Drawers
3 Nos of D1 Drawers.
1 No of D3 Drawer.
1 No of D2 Drawer.
1 No of D4 Drawer.




Central Lock

Central Locking System
Is provided OPTIONALLY. Product
numbers for cabinet with locks will
be MS 12L, MS 6L, MS 4L




Push up the indicator to remove
& change the name.



D1

D2

Internal size of Drawers
D1 - 360mm(D) x 270mm (W) x 16mm (H)
D2 - 360mm(D) x 270mm (W) x 39mm (H)



D3

D4

Internal size of Drawers
D3 - 360mm(D) x 270mm (W) x 62mm (H)
D4 - 360mm(D) x 270mm (W) x 87mm (H)

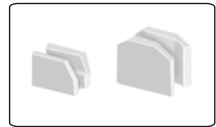


MS3111L

External size of Cabinet
410mm (D) x 310mm (W) x 333mm (H)



Lift the Drawer up and remove
from Cabinet.



Set of clips are provided for
interlocking of cabinets.



Combination of Containers

UTILITY CONTAINERS

For storing of small parts,
Three sizes of containers
are available to fit in D3 / D4 drawers
in Computer Grey Colour.

Sizes of Containers :

Art No : UC1 (Computer Grey) : 85 (L) x 85 (W) x 55mm (H)
12 Containers fit in one D3 / D4 drawer.

Art No : UC2 (Computer Grey) : 175 (L) x 85 (W) x 55mm (H)
6 Containers fit in one D3 / D4 drawer.

Art No : UC3 (Computer Grey) Size 255 (L) x 85 (W) x 55mm (H)
4 Containers fit in one D3 / D4 drawer.



LT1

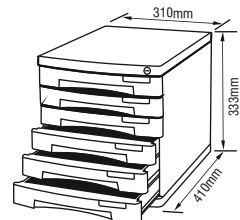
Laminated Tops

LT2

MU1

Mobile base units

MU2



All dimensions in mm approx.

Modular System - Beige / Grey / Blue

is an ideal plastic filing system based on standard modules which can be interlocked and stacked on top of each other.

The basic system is based on four drawer sizes which can be interchanged in the ratio of 1 : 2 : 3 : 4. All cabinets can be supplied with / without central locking system. Made from High Impact Polystyrene.

Applications

Due to the system being modular in nature, these systems are used in a large variety of applications like Offices, Hospitals, Homes, Electronics, Engineering and Textile Industries.

MODULAR SYSTEMS -BEIGE



CABINET & DRAWER DRAWER FRONT

COLOUR



Please note: Colours shown here are similar, not exact to actual product colours.

MODULAR SYSTEMS- GREY



CABINET & DRAWERS DRAWER FRONT

COLOUR



Please note: colours shown here are similar, not exact to actual product colours.

MODULAR SYSTEMS-BLUE



CABINET & DRAWERS DRAWER FRONT

COLOUR





AMS - 12



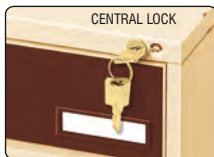
AMS - 6



AMS - 4



AMS - 3



CENTRAL LOCK

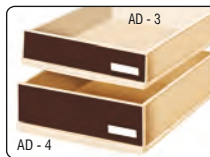


AD - 3


AD - 1



AD - 2




AD - 4



Stopper

SPECIAL STOPPERS

Special stoppers are provided to stop the drawers when opened fully. To remove drawer from the cabinet lift the drawer up & remove from cabinet.



Set of clips are provided for interlocking of cabinets.



BASE UNIT - BU

INTERNAL SIZE OF DRAWERS

- AD1 : 360mm (D) x 270mm (W) x 16mm (H)
- AD2 : 360mm (D) x 270mm (W) x 39mm (H)
- AD3 : 360mm (D) x 270mm (W) x 62mm (H)
- AD4 : 360mm (D) x 270mm (W) x 87mm (H)

- AMS12 : Modular system with 12 Nos of AD1 Drawers.
- AMS6 : Modular system with 6 Nos of AD2 Drawers.
- AMS4 : Modular System with 4 Nos of AD3 Drawers.
- AMS3 : Modular System with 3 Nos of AD4 Drawers.

MIXED DRAWER SYSTEM

Modular System can be fitted with different size of drawers in the same cabinet. For example: One AD-4 drawers, can be replaced by two AD -2 drawers, or one AD -3 drawer and one AD-1 drawer.

INDICATOR

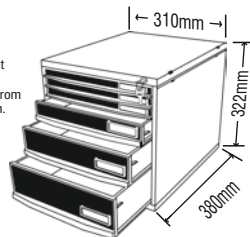
Name plate can be changed by pushing out the paper from the indicator as shown.

BASE UNIT

Base unit can be used with castors to make a mobile unit. One or more base units can be used (Joined by set of four dowels provided) under the Modular system to raise the cabinet from the floor. Height of base unit is 35mm.

CENTRAL LOCKING SYSTEM

Is provided OPTIONALLY. Product numbers for cabinet with locks will be AMS 12L, AMS 6L, AMS 4L.



Mobile Unit Assembly



Combination of Containers

Utility Containers available in 3 Sizes (in Beige & Grey colours)

UTILITY CONTAINERS

For storing of small parts. Three sizes of containers are available to fit in AD3 / AD4 drawers.

Art No : UC1 : 85mm (L) x 85mm (W) x 55mm (H)

12 Containers fit in one AD3/AD4 drawer.

Art No : UC2 : 175mm (L) x 85mm (W) x 55mm (H)


6 Containers fit in one AD3 / AD4 drawer.

Art No : UC3 : 255mm (L) x 85mm (W) x 55mm (H)

4 Containers fits in one AD3/AD4 drawer.

Art No : UC2D : 258mm (L) x 85mm (W) x 37mm (H)

with 2 partitions, 6 Containers fits in one AD2 drawer.



Laminated Tops

ALT1

ALT2

AMU1

Mobile base units

AMU2

All dimensions in mm approx.

ALKON a brand name associated with quality for decades, introduces for the first time in India, continuous roll formed **GALVANIZED STEEL FLOOR GRATINGS**.

Manufactured using state of the art CNC controlled punching and roll forming machines.


Gratings can be used as shelves in every racking system i.e. Pallet Racking, Cantilever Racking or Mezzanine Flooring.

Gratings can be used as walkways in any racking structure.

Being manufactured by continuous roll forming process, we can offer gratings in single piece without joint up to six meters in length as standard (Pitch of the grating is 60mm and multiples thereof) and even longer lengths up to ten meters in length for special orders.

Advantages of Alkon's Galvanized Steel Floor Gratings are :

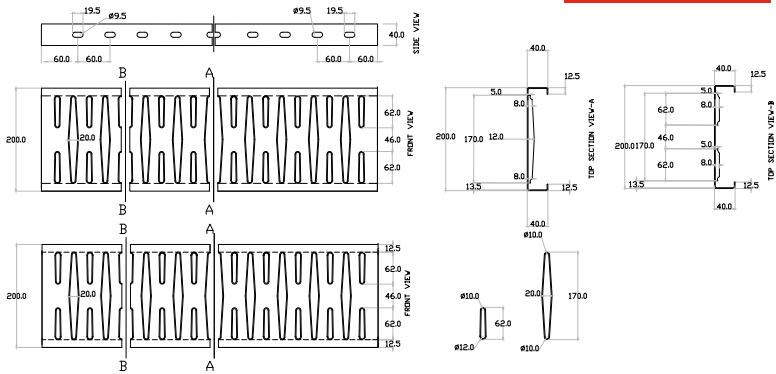
- Unique design of Grating having maximum load bearing capacity.
- High level of perforation results in sprinkler suitability for higher fire safety.
- Punched perforation on Grating surface with deep forming gives added strength.
- Bridging of large spans.
- Light and water permeability.
- Extremely fast assembly.



Please Note :
These gratings are not designed for hand pallet truck operation.



AFLG 200



Art No : : **AFLG 200**
Size : 200mm (W) X 40mm (H) X 1.5mm (T)
Material : Galvanized Steel as per IS 277-92
Coating : Zinc Coated 120 gsm skin pass
 zero spangle.

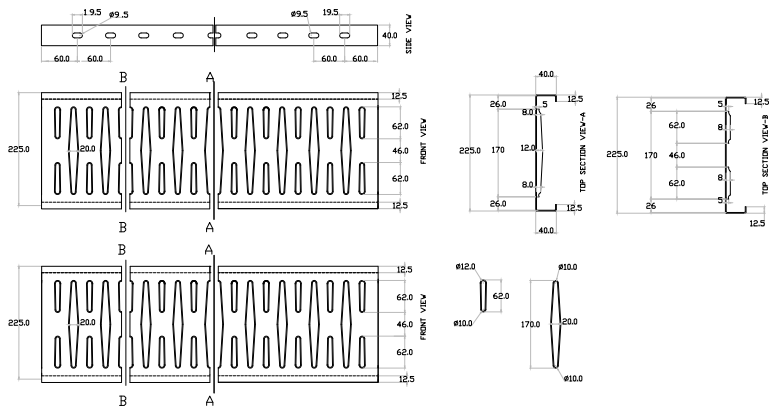
Steel Thickness : 1.5mm
Weight Per Meter : 3.388 kgs. (Approx.)
Standard Length : In multiples of 60mm pitch max
 up to 6 meters in length as
 standard (longer lengths available
 on special request).

AFLG 200
Steel Floor Grating Load Chart

| Size in mm. | Unsupported Span in mm | Safe Working Load Kg/M ² | Deflection |
|----------------------------|------------------------|-------------------------------------|------------|
| 200 (W) X 40 (H) X 1.5 (T) | 1020 | 800 | L/180 |
| 200 (W) X 40 (H) X 1.5 (T) | 1200 | 600 | L/180 |

All dimensions in mm approx.

AFLG 225



Art No : : **AFLG 225**
Size : 225mm (W) x 40mm (H) x 1.5mm (T)
Material : Galvanized steel as per IS 277-92
Coating : Zinc coated 120 gsm skin pass
 zero spangle.

Steel thickness : 1.5mm
Weight per meter : 3.666 kgs. (Approx)
Standard length : In multiples of 60mm pitch max
 up to 6 meters in length as
 standard (longer lengths available
 on special request).

AFLG 225
Steel Floor Grating Load Chart

| Size in mm | Unsupported Span in mm | Safe Working Load Kg/M ² | Deflection |
|----------------------------|------------------------|-------------------------------------|------------|
| 225 (W) X 40 (H) X 1.5 (T) | 1020 | 750 | L/180 |
| 225 (W) X 40 (H) X 1.5 (T) | 1200 | 550 | L/180 |

All dimensions in mm approx.

MINIMUM ORDER QTY. IS 15 METRIC TONS FOR SLOTTED ANGLES & SHELVES.

Time-tested Versatile & Conventional Slotted Angle Shelving Systems from **ALKON**.

Slotted angles are manufactured using the state of the art CNC controlled continuous roll forming machines having high quality progressive tooling which ensures high accuracy in punching of the slotted angle.

High strength hot rolled steel is used to make the slotted angles in sizes of 40 mm x 40 mm, 40 mm x 60 mm & 40 mm x 80 mm in different lengths upto 3600 mm in length (lengths up to 6000 mm is also possible on request).

Our slotted angle system is an all purpose framing system having pre punched holes pattern which can be bolted together to make economical shelving, racking, binning, work tables, trolleys, mezzanine floors which can be tailor made as per the customers requirement's.

Designed to be a truly multi-purpose product, Alkon slotted angle's will provide self-assembled, simple and fast solutions to many of the challenges of your warehouse, factory or construction site.

Available in 3 standard sizes, slotted angle sections come powder coated or galvanized as per customer requirements and are easily cut down to size (using the cutting marks on the system) and bolted together to form a range of products.

Each structure can be easily modified or disassembled so that the components can be reused.

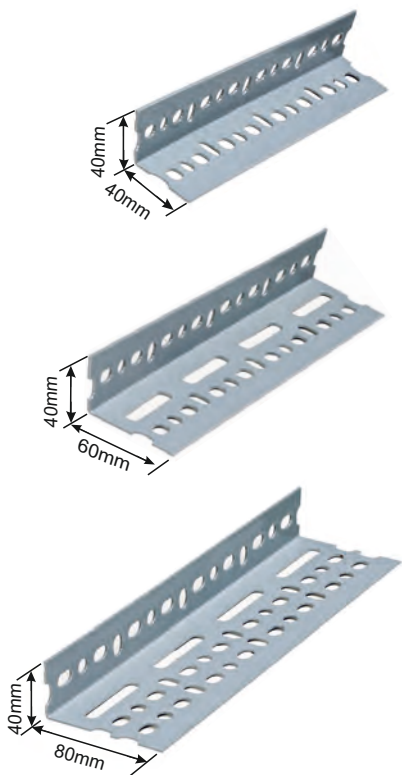
The angle and hole spacing allows any sections of slotted angle to be fitted together.

The placing and dimension of the slots provides the maximum possible number of bolt connections.

Steel Corner plates in two sizes are available these provide bracing at angle joints.

Single and double plastic base plates are available and can be used to protect the floor by fitting them to the end of the vertical struts.

Alkon Slotted Angles are used to create customized storage solution. Slotted Angles can be used time and time again, wherever and whenever you need it.



All dimensions in mm approx.

SLOTTED ANGLES

| | |
|--------------------|---|
| Art No | ASLA 40mm x 40mm x Std. Length x Thickness |
| Finish | Powder Coated in Dark Grey Colour |
| Dimension | 40mm X 40mm X Thickness |
| Thickness | 1.8mm or 2mm |
| Std. Length | 1500mm,1800mm, 2175mm, 2475mm, 3000mm & 3600mm |

| | |
|--------------------|---|
| Art No | ASLA 40mm x 60mm x Std. Length x Thickness |
| Finish | Powder Coated in Dark Grey Colour |
| Dimension | 40mm X 60mm X Thickness |
| Thickness | 1.8mm or 2mm |
| Std. Length | 1500mm,1800mm, 2175mm, 2475mm, 3000mm & 3600mm |


| | |
|--------------------|---|
| Art No | ASLA 40mm x 80mm x Std. Length x Thickness |
| Finish | Powder Coated in Dark Grey Colour |
| Dimension | 40mm X 80mm X Thickness |
| Thickness | 2.5mm |
| Std. Length | 1500mm,1800mm, 2175mm, 2475mm, 3000mm & 3600mm |

Slotted angles of non standard sizes and longer lengths are available in the multiples of 75mm pitch subject to MOQ


SLOTTED ANGLE SHELVING SYSTEMS

WINGS


ALKON's slotted angle shelves are manufactured using CNC turret Punching and bending machines which ensures the high dimensional accuracy and defect free shelves. Shelves are manufactured using high quality Steel, Shelves are available in standard sizes and in 0.8 mm thickness with or without stiffener's, in Powder coated or Galvanized finish. Customized sizes and thicknesses are available on request subject to MOQ.




| | |
|------------------|-----------------------------------|
| Art No | ASLAS 300 |
| Finish | Powder Coated in Dark Grey Colour |
| Dimension Length | 900mm (L) |
| Dimension Width | 300mm (W) |
| Dimension Height | 35mm (H) |
| Thickness | 0.8mm |



| | |
|------------------|-----------------------------------|
| Art No | ASLAS 375 |
| Finish | Powder Coated in Dark Grey Colour |
| Dimension Length | 900mm (L) |
| Dimension Width | 375mm (W) |
| Dimension Height | 35mm (H) |
| Thickness | 0.8mm |



| | |
|------------------|-----------------------------------|
| Art No | ASLAS 450 |
| Finish | Powder Coated in Dark Grey Colour |
| Dimension Length | 900mm (L) |
| Dimension Width | 450mm (W) |
| Dimension Height | 35mm (H) |
| Thickness | 0.8mm |



All dimensions in mm approx.

| | |
|------------------|-----------------------------------|
| Art No | ASLAS 600 |
| Finish | Powder Coated in Dark Grey Colour |
| Dimension Length | 900mm (L) |
| Dimension Width | 600mm (W) |
| Dimension Height | 35mm (H) |
| Thickness | 0.8mm |

SHELVES OF NON STANDARD COLOURS, SIZES & THICKNESSES WITH OR WITHOUT STIFFENERS ARE AVAILABLE SUBJECT TO MOQ.

MINIMUM ORDER QTY. IS 15 METRIC TONS FOR SLOTTED ANGLES & SHELVES.



MINIMUM ORDER QTY. IS 15 METRIC TONS FOR SLOTTED ANGLES & SHELVES.



Shelving rack without cladding.



Shelving rack with side & back cladding.

CLADDING SHEETS

Used for covering sides and back to make enclosed rack.

SIDE CLADDING SHEETS

| | |
|------------------|-----------------------------------|
| Art No | ASLASC 300675 |
| Art No | ASLASC 300900 |
| Art No | ASLASC 3001200 |
| Finish | Powder Coated in Dark Grey Colour |
| Cladding | Side |
| Dimension Length | 300mm (L) |
| Dimension Height | 675mm / 900 / 1200 (H) |
| Thickness | 0.6mm (T) |

| | |
|------------------|-----------------------------------|
| Art No | ASLASC 375675 |
| Art No | ASLASC 375900 |
| Art No | ASLASC 3751200 |
| Finish | Powder Coated in Dark Grey Colour |
| Cladding | Side |
| Dimension Length | 375mm (L) |
| Dimension Height | 675mm / 900 / 1200 (H) |
| Thickness | 0.6mm (T) |

| | |
|------------------|-----------------------------------|
| Art No | ASLASC 450675 |
| Art No | ASLASC 450900 |
| Art No | ASLASC 4501200 |
| Finish | Powder Coated in Dark Grey Colour |
| Cladding | Side |
| Dimension Length | 450mm (L) |
| Dimension Height | 675mm / 900 / 1200 (H) |
| Thickness | 0.6mm (T) |


| | |
|------------------|-----------------------------------|
| Art No | ASLASC 600675 |
| Art No | ASLASC 600900 |
| Art No | ASLASC 6001200 |
| Finish | Powder Coated in Dark Grey Colour |
| Cladding | Side |
| Dimension Length | 600mm (L) |
| Dimension Height | 675mm / 900 / 1200 (H) |
| Thickness | 0.6mm (T) |

BACK CLADDING SHEETS


| | |
|------------------|-----------------------------------|
| Art No | ASLABC 900675 |
| Art No | ASLABC 900900 |
| Art No | ASLABC 9001200 |
| Finish | Powder Coated in Dark Grey Colour |
| Cladding | Back |
| Dimension Length | 900mm (L) |
| Dimension Height | 675mm / 900 / 1200 (H) |



Shelf Partition



Partition bolted on top shelf



Partition bolted on bottom shelf

SHELF PARTITIONS

Used for creating pigeon hole compartments in slotted angle shelving systems.

| SHELF PARTITIONS | |
|------------------|-----------------------------------|
| Art No | ASLASFP 300300 |
| Art No | ASLASFP 300375 |
| Art No | ASLASFP 300450 |
| Art No | ASLASFP 300600 |
| Finish | Powder Coated in Dark Grey Colour |
| Dimension Length | 300 mm (L) |
| Dimension Height | 300mm / 375 / 450 / 600 (H) |
| Thickness | 0.8mm (T) |



Small corner plate



Big corner plate

M. S. Corner Plates (Big & small)

Used for straighten the corners of the racks.

| M. S. CORNER PLATES | |
|---------------------|-----------------------------------|
| Art No | ASLASCP-SMALL X 1mm |
| Art No | ASLABCP-BIG X 1mm |
| Finish | Powder Coated in Dark Grey Colour |
| Thickness | 1mm (T) |
| Qty. per box | 100 pcs. |



Bin front 50mm Height



Bin front 100mm Height

Bin Fronts

| BIN FRONTS | |
|------------------|-----------------------------------|
| Art No | ASLABF 50mm x 900mm x 0.8mm |
| Art No | ASLABF 100mm x 900mm x 0.8mm |
| Finish | Powder Coated in Dark Grey Colour |
| Dimension Length | 900 mm (L) |
| Dimension Height | 50mm / 100mm (H) |
| Thickness | 0.8mm (T) |



Zinc Plated Mild Steel Bolts & Nuts

Zinc Plated Mild Steel Bolts & Nuts

| BOLT & NUTS | |
|--------------|-----------|
| Art No | ASLABN |
| Size | M8 x 16mm |
| Qty. per box | 100 Sets |



Shelf Partitions




Bin fronts

MINIMUM ORDER QTY. IS 15 METRIC TONS FOR SLOTTED ANGLES & SHELVES.

SLOTTED ANGLE FOOT PLATE

- Slotted Angle Foot Plates are made from polyethylene.
- These sizes suit the standard slotted angles available in the market.
- Standard colour available is BLACK.



ALFP 4040

ATFP 4040



ALFP 6040L (Left)

ALFP 6040R (Right)

ATFP 6040



ALFP 8040L (Left)

ALFP 8040R (Right)

ATFP 8040

| Art No | DISCRIPTION | STD. PACK |
|--------------------|--|-----------|
| ALFP 4040 | 'L' Foot Plate for 40 mm x 40 mm Angle | 500 |
| ATFP 4040 | 'T' Foot Plate for 40 mm x 40 mm Angle | 500 |
| ALFP 6040L (Left) | 'L' Foot Plate for 60 mm x 40 mm Angle | 500 |
| ALFP 6040R (Right) | 'L' Foot Plate for 60 mm x 40 mm Angle | 500 |
| ATFP 6040 | 'T' Foot Plate for 60 mm x 40 mm Angle | 500 |
| ALFP 8040L (Left) | 'L' Foot Plate for 80 mm x 40 mm Angle | 500 |
| ALFP 8040R (Right) | 'L' Foot Plate for 80 mm x 40 mm Angle | 500 |
| ATFP 8040 | 'T' Foot Plate for 80 mm x 40 mm Angle | 500 |




Slotted angle foot plate



Slotted angle foot plate



WINGS









WINGS





Note :

- All technical specifications as well as all details relating to colours, dimensions or logistic information are subject to change without notice.
- Colours shown are similar, not exact to actual product colours.
- All Dimensions are in mm Approx.

Jan 2019



Al Mawakeb Trading Co. L.L.C.

P.O. Box 22845, Dubai, UAE.
Physical Location: Plot 0247 / 0324, Al Ghusais 4,
Behind Eppco Petrol Station, Tel: (+9714) 2671900,
Mobile: (+97150) 4993340, 4261039, 6287990.
(+97152) 5218247, (+97155) 4993340 & 6287990.
Email: fram@wingsproducts.com, zubin@wingsproducts.com
akhil@wingsproducts.com, firoze@wingsproducts.com
Web site: www.wingsproducts.com
Location: <https://goo.gl/maps/0J3MS>, Makani: 38772 98726

